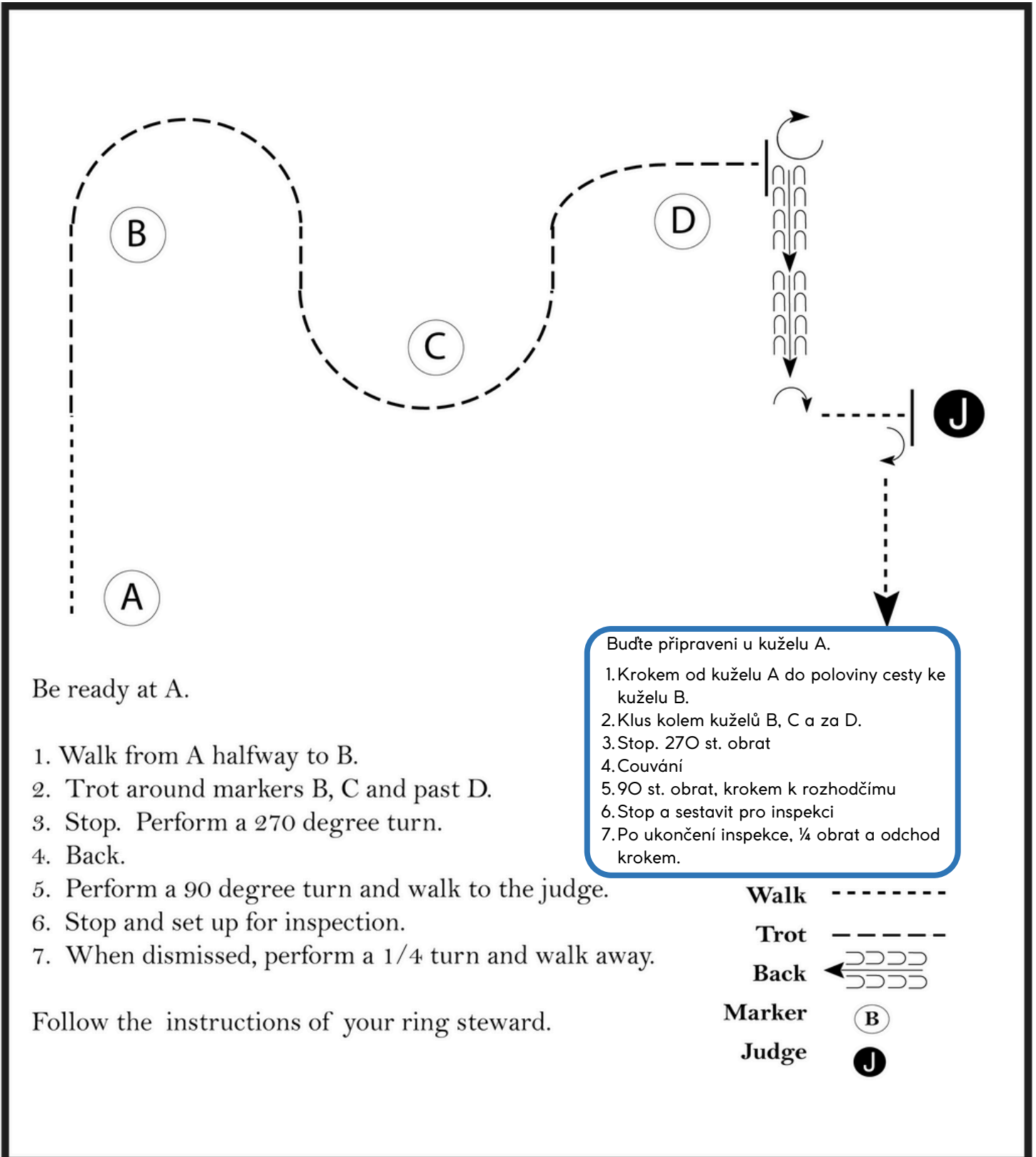


Wanted Ranch (WRC B, WR Hobby Series)

1. Hobby Showmanship at Halter (Kone do 3 let)

Show Date: 04-26-2025



[S/1-74]

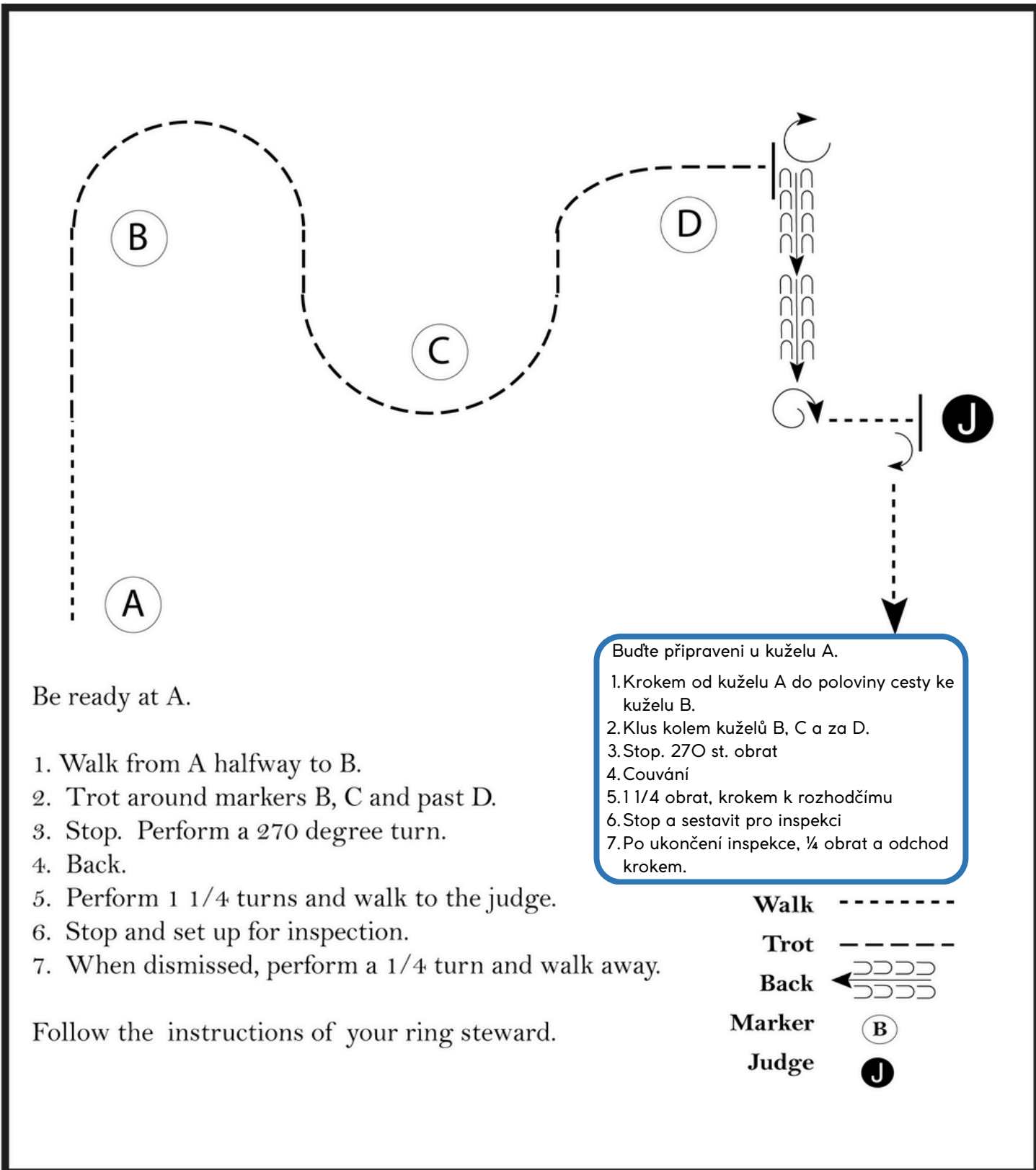
Pattern Provided by:
Jitka Kynclova

©2025 HorseShowPatterns.com. All Rights Reserved.

Wanted Ranch (WRC B, WR Hobby Series)

2. Showmanship at Halter Hobby (Open)

Show Date: 04-26-2025



[S/2-74]

Pattern Provided by:
Jitka Kynclova

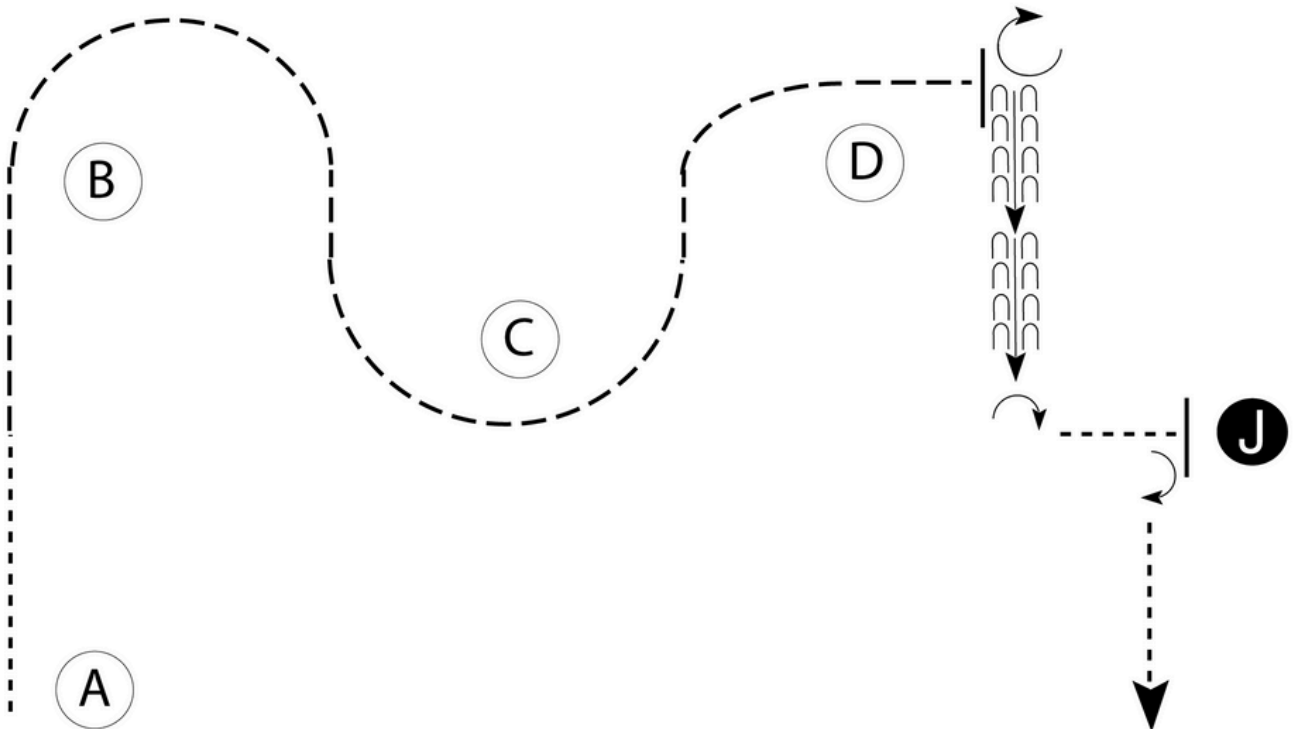
Wanted Ranch (WRC B, WR Hobby Series)

338 Showmanship at Halter WRC B (Mladez)

Show Date: 04-26-2025

w w w . H o r s e S h o w P a t t e r n s . c o m

w w w . H o r s e S h o w P a t t e r n s . c o m



Be ready at A.

1. Walk from A halfway to B.
2. Trot around markers B, C and past D.
3. Stop. Perform a 270 degree turn.
4. Back.
5. Perform a 90 degree turn and walk to the judge.
6. Stop and set up for inspection.
7. When dismissed, perform a 1/4 turn and walk away.

Follow the instructions of your ring steward.

Buďte připraveni u kuželu A.

1. Krokem od kuželu A do poloviny cesty ke kuželu B.
2. Klus kolem kuželů B, C a za D.
3. Stop. 270 st. obrat
4. Couvání
5. 90 st. obrat, krokem k rozhodčímu
6. Stop a sestavit pro inspekci
7. Po ukončení inspekce, 1/4 obrat a odchod krokem.

Walk -----

Trot - - - - -

Back ←

Marker ○ B

Judge ● J

[S/1-74]

Pattern Provided by:
Jitka Kynclova

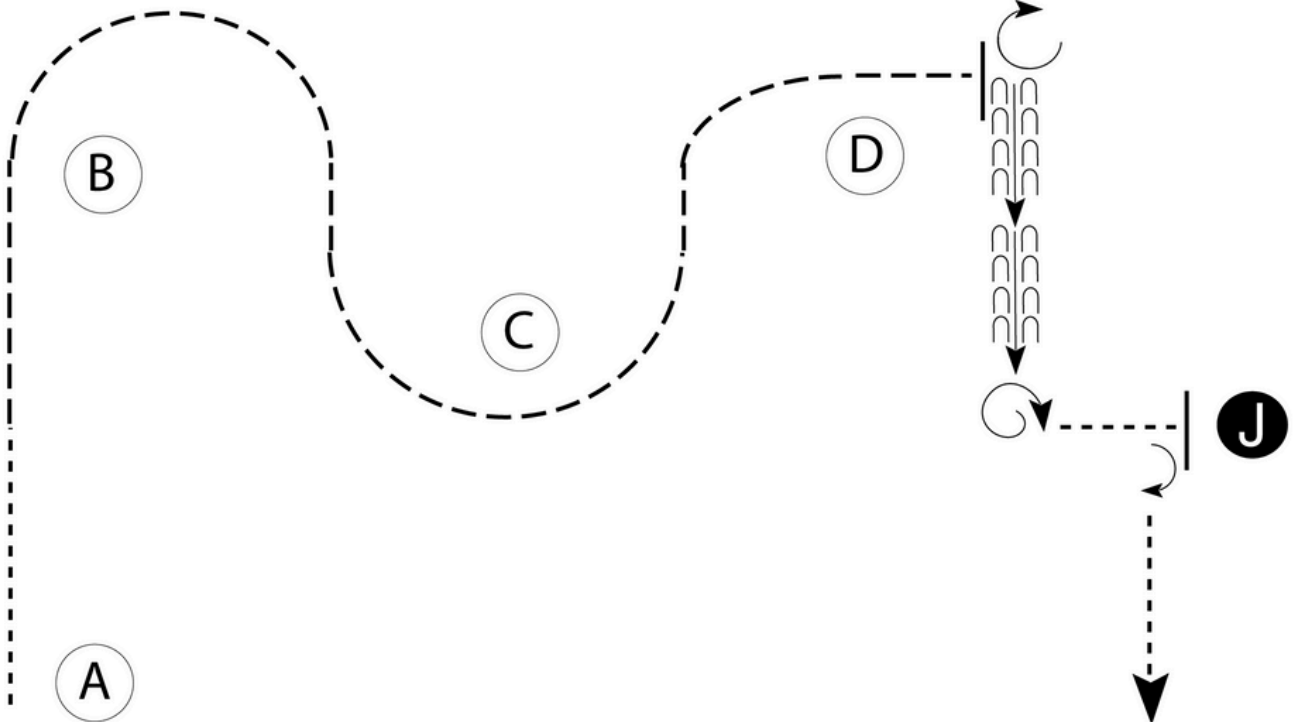
Wanted Ranch (WRC B, WR Hobby Series)

238 Showmanship at Halter (WRC Amater)

Show Date: 04-26-2025

w w w . H o r s e S h o w P a t t e r n s . c o m

w w w . H o r s e S h o w P a t t e r n s . c o m



Be ready at A.

1. Walk from A halfway to B.
2. Trot around markers B, C and past D.
3. Stop. Perform a 270 degree turn.
4. Back.
5. Perform 1 1/4 turns and walk to the judge.
6. Stop and set up for inspection.
7. When dismissed, perform a 1/4 turn and walk away.

Follow the instructions of your ring steward.

Buďte připraveni u kuželu A.

1. Krokem od kuželu A do poloviny cesty ke kuželu B.
2. Klus kolem kuželů B, C a za D.
3. Stop. 270 st. obrat
4. Couvání
5. 1 1/4 obrat, krokem k rozhodčímu
6. Stop a sestavit pro inspekci
7. Po ukončení inspekce, 1/4 obrat a odchod krokem.

Walk -----

Trot - - - - -

Back ←

Marker ○ B

Judge ● J

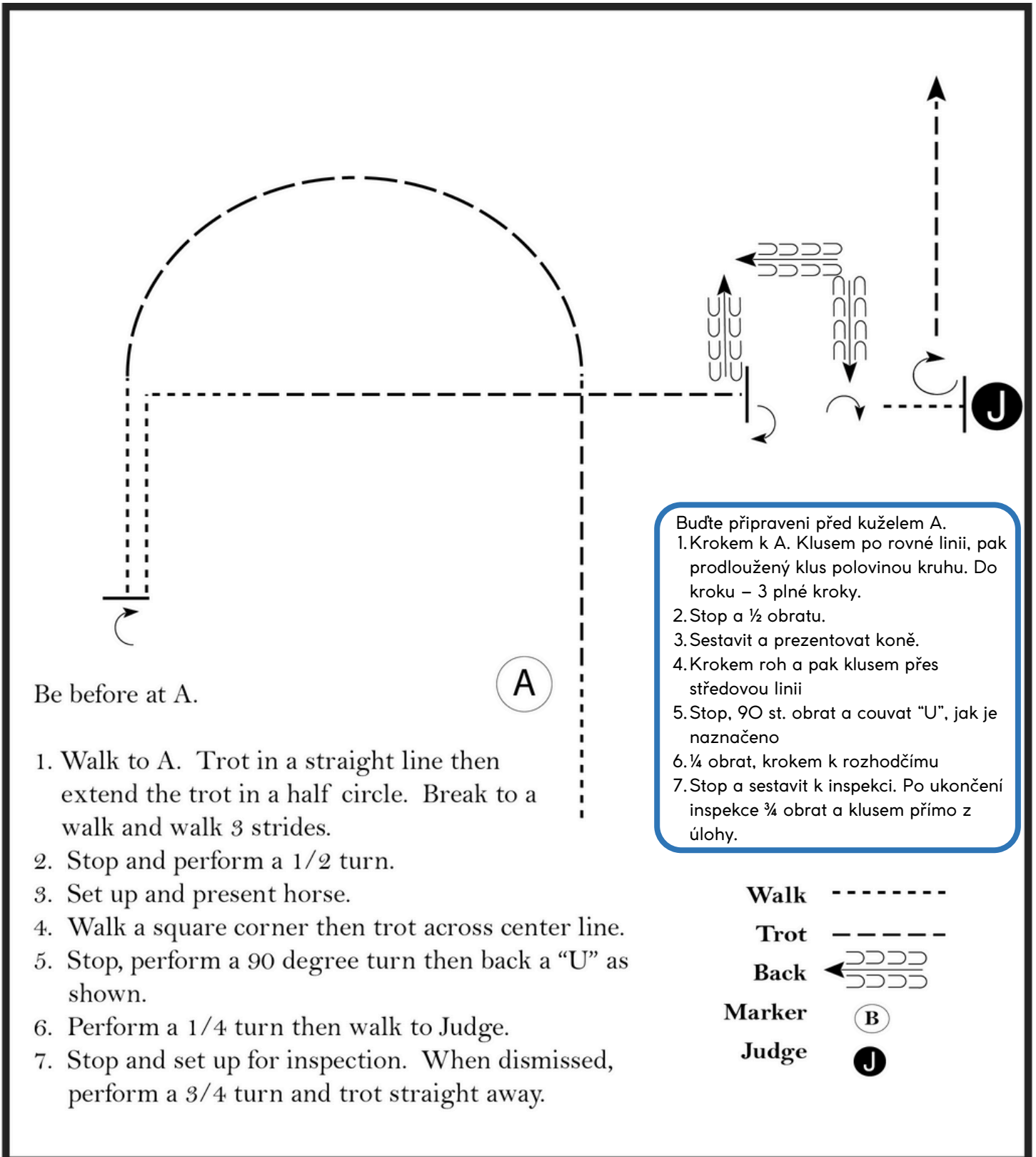
[S/2-74]

Pattern Provided by:
Jitka Kynclova

Wanted Ranch (WRC B, WR Hobby Series)

4378 Showmanship at Halter WRC B (Otevrena)

Show Date: 04-26-2025



[S/2-113]

Pattern Provided by:

Jitka Kynclova

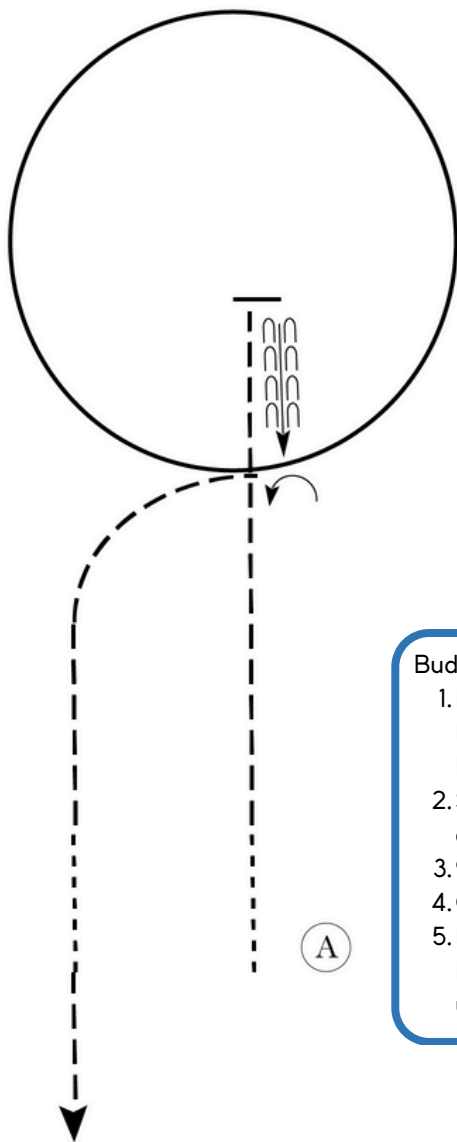
Wanted Ranch (WRC B, WR Hobby Series)

5. Hunt Seat Equitation (Hobby Open)

Show Date: 04-26-2025

www.HorseShowPatterns.com

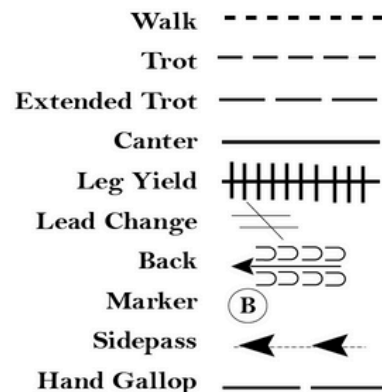
www.HorseShowPatterns.com



Buďte připraveni u kuželu A.
1. Krokem dvě koňské délky, pak lehký klus na levou diagonálu za střed kolbiště
2. Stop a couvání přibližně dvě koňské délky
3. 90 st. obrat doleva kolem předku
4. Cval na kruhu na pravou nohu
5. Lehký klus na pravou diagonálu, pak krokem 2 koňské délky. Úloha je ukončena, odjezd pracovním klusem.

Be ready at A.

1. Walk two horse lengths then posting trot on the left diagonal past the center of the arena.
2. Stop and back approximately two horse lengths.
3. Perform a 90 degree turn on the forehand to the left.
4. Canter a circle on the right lead.
5. Posting trot on the right diagonal then walk two horse lengths. Pattern is complete, exit at a sitting trot.



[HSE/1-82]

Pattern Provided by:
Jitka Kynclova

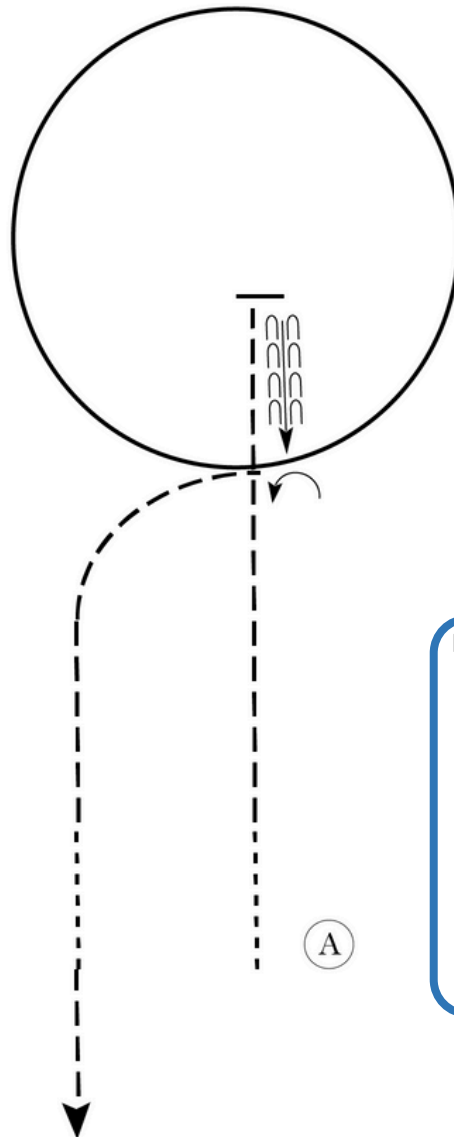
Wanted Ranch (WRC B, WR Hobby Series)

353 Hunt Seat Equitation WRC B (Mladez)

Show Date: 04-26-2025

www.HorseShowPatterns.com

www.HorseShowPatterns.com

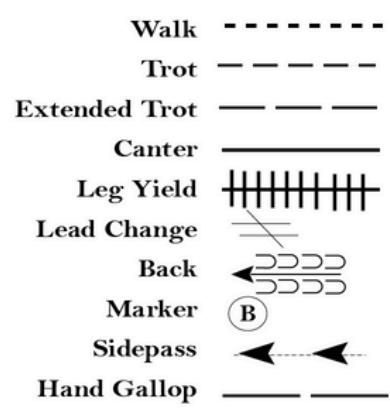


Buďte připraveni u kuželu A.

1. Krokem dvě koňské délky, pak lehký klus na levou diagonálu za střed kolbiště
2. Stop a couvání přibližně dvě koňské délky
3. 90 st. obrat doleva kolem předku
4. Cval na kruhu na pravou nohu
5. Lehký klus na pravou diagonálu, pak krokem 2 koňské délky. Úloha je ukončena, odjezd pracovním klusem.

Be ready at A.

1. Walk two horse lengths then posting trot on the left diagonal past the center of the arena.
2. Stop and back approximately two horse lengths.
3. Perform a 90 degree turn on the forehand to the left.
4. Canter a circle on the right lead.
5. Posting trot on the right diagonal then walk two horse lengths. Pattern is complete, exit at a sitting trot.



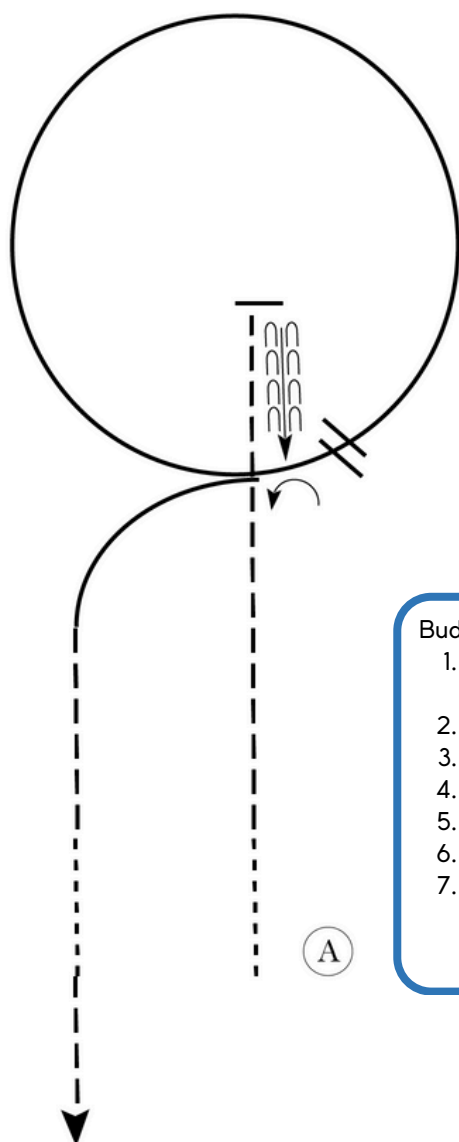
[HSE/1-82]

Pattern Provided by:
Jitka Kynclova

Wanted Ranch (WRC B, WR Hobby Series)

453. Hunt Seat Equitation WRC B (Otevřena)

Show Date: 04-26-2025



Buďte připraveni u kuželu A.

1. Krokem dvě koňské délky, pak lehký klus na levou diagonálu za střed kolbiště
2. Stop a couvání přibližně dvě koňské délky
3. 90 st. obrát doleva kolem předku
4. Cval na kruhu na pravou nohu
5. Jednoduchý nebo letmý přeskok
6. Cval na levou nohu
7. Lehký klus na pravou diagonálu, pak krokem 2 koňské délky. Úloha je ukončena, odjezd pracovním klusem.

Be ready at A.

1. Walk two horse lengths then posting trot on the left diagonal past the center of the arena.
2. Stop and back approximately two horse lengths.
3. Perform a 90 degree turn on the forehand to the left.
4. Canter a circle on the right lead.
5. Perform a simple or flying lead change.
6. Canter on the left lead.
7. Posting trot on the right diagonal then walk two horse lengths. Pattern is complete, exit at a sitting trot.

Walk	-----
Trot	- - - - -
Extended Trot	— — — — —
Canter	—————
Leg Yield	
Lead Change	↘ ↙
Back	← ← ← ← ←
Marker	ⓐ
Sidepass	← ← ← ← ←
Hand Gallop	—————

[HSE/2-82]

Pattern Provided by:
Jitka Kynclova

Wanted Ranch (WRC B, WR Hobby Series)

6. Western Horsemanship (Hobby Zacinajici)

Show Date: 04-26-2025

Be ready before A.

1. Walk to A.
2. Jog to B.
3. Stop at B and back approximately one horse length.
4. Jog to C.
5. Stop at C.

Follow the instructions of your ring steward.

1. Krokem ke kuželu A
2. Klusem od A k B
3. U kuželu B stop a zacouvat 4 plné kroky
4. Klusem ke kuželu C
5. Zastavit u kuželu C

Walk	-----
Jog	-----
Extended Jog	-----
Lope	-----
Leg Yield	
Lead Change	-----
Back	←←←←
Marker	Ⓚ
Sidepass	←-----→

[WH/WT-49]

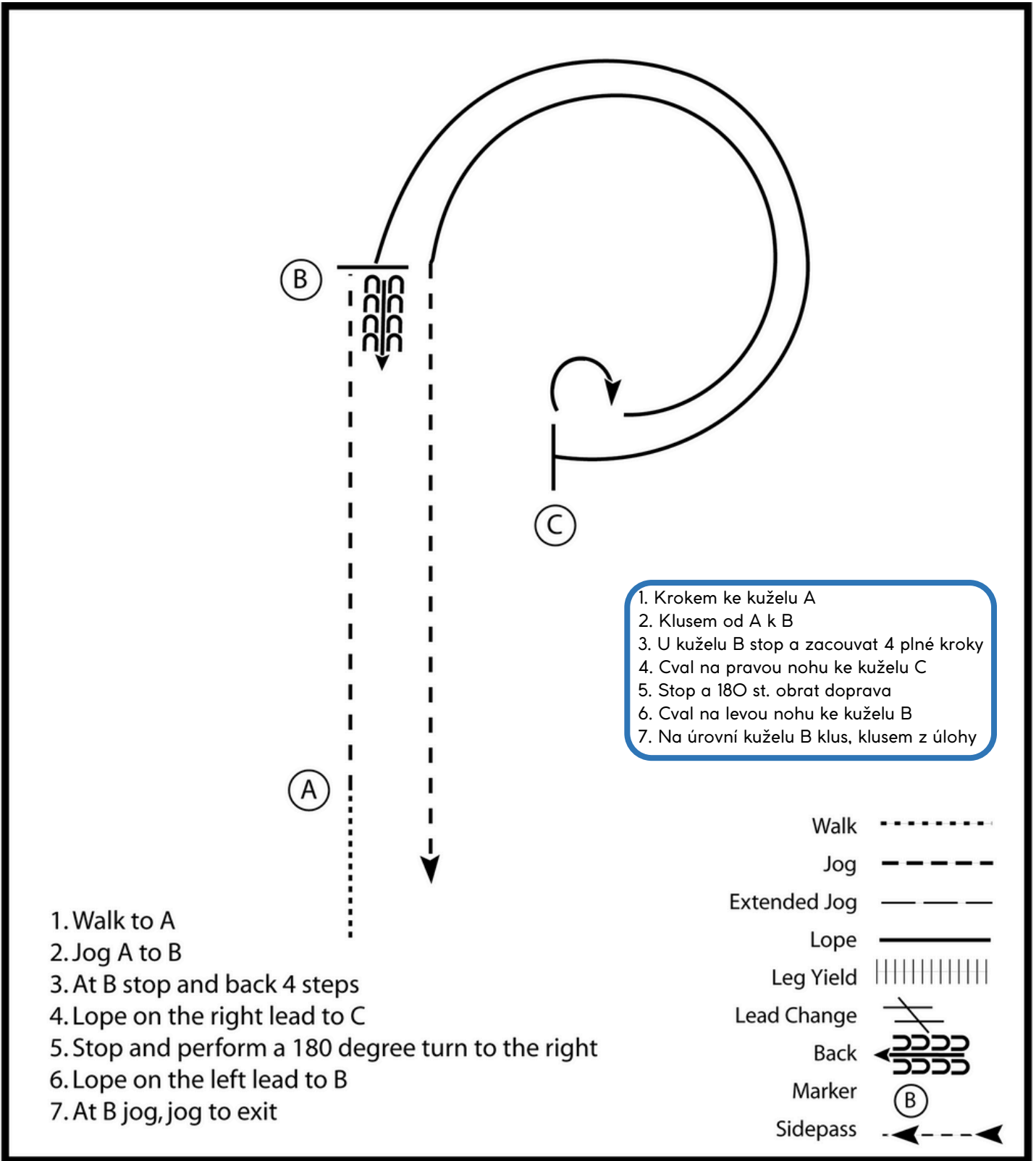
Pattern Provided by:

Jitka Kynclova

Wanted Ranch (WRC B, WR Hobby Series)

7. Western Horsemanship Hobby (Open)

Show Date: 04-26-2025



1. Walk to A
2. Jog A to B
3. At B stop and back 4 steps
4. Lope on the right lead to C
5. Stop and perform a 180 degree turn to the right
6. Lope on the left lead to B
7. At B jog, jog to exit

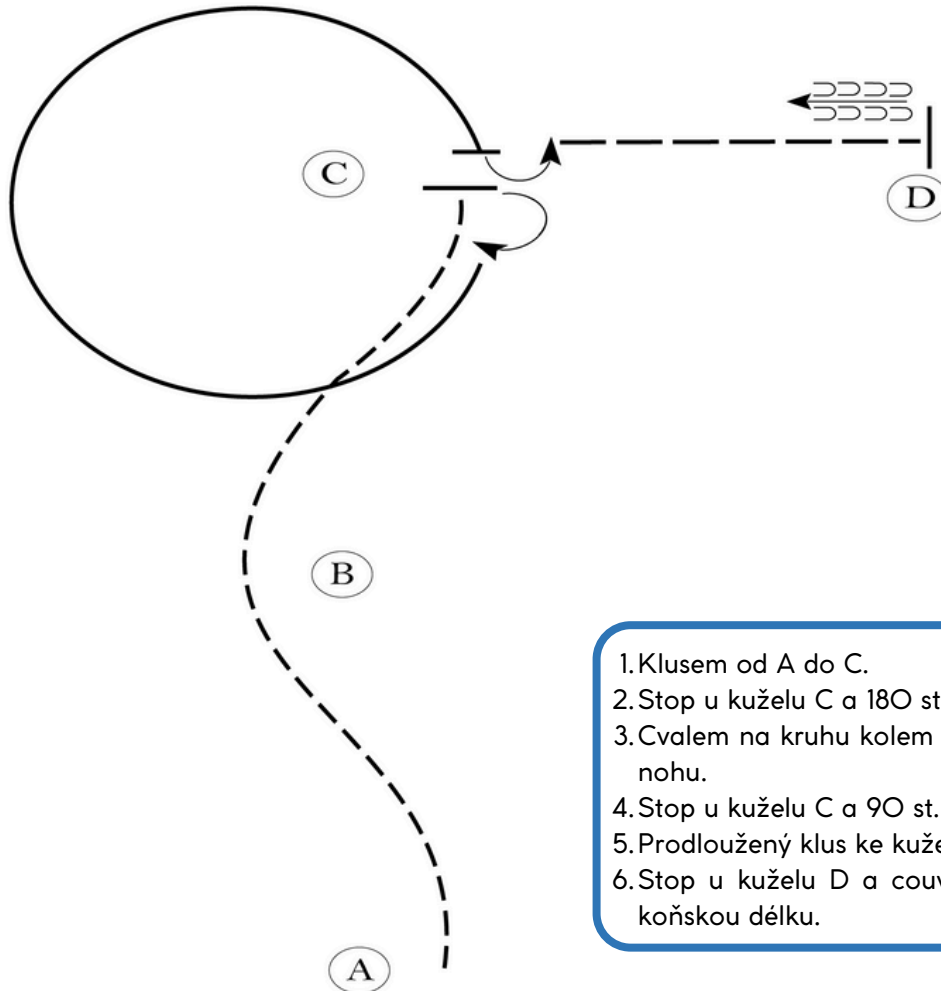
[WH/2-49]

Pattern Provided by:
Jitka Kynclova

Wanted Ranch (WRC B, WR Hobby Series)

331. Western Horsemanship WRC B (Mladez)

Show Date: 04-26-2025



1. Jog A to C.
2. Stop at C and perform a 180 degree turn to the right
3. Lope a circle around C on the right lead.
4. Stop at C and perform a 90 degree turn to the left.
5. Extended jog to D.
6. Stop at D and back approximately one horse length.

Follow the instructions of your ring steward.

Walk	-----
Jog	-----
Extended Jog	-----
Lope	-----
Lead Change	
Back	
Marker	(B)

[WH/1-1]

Pattern Provided by:
Jitka Kynclova

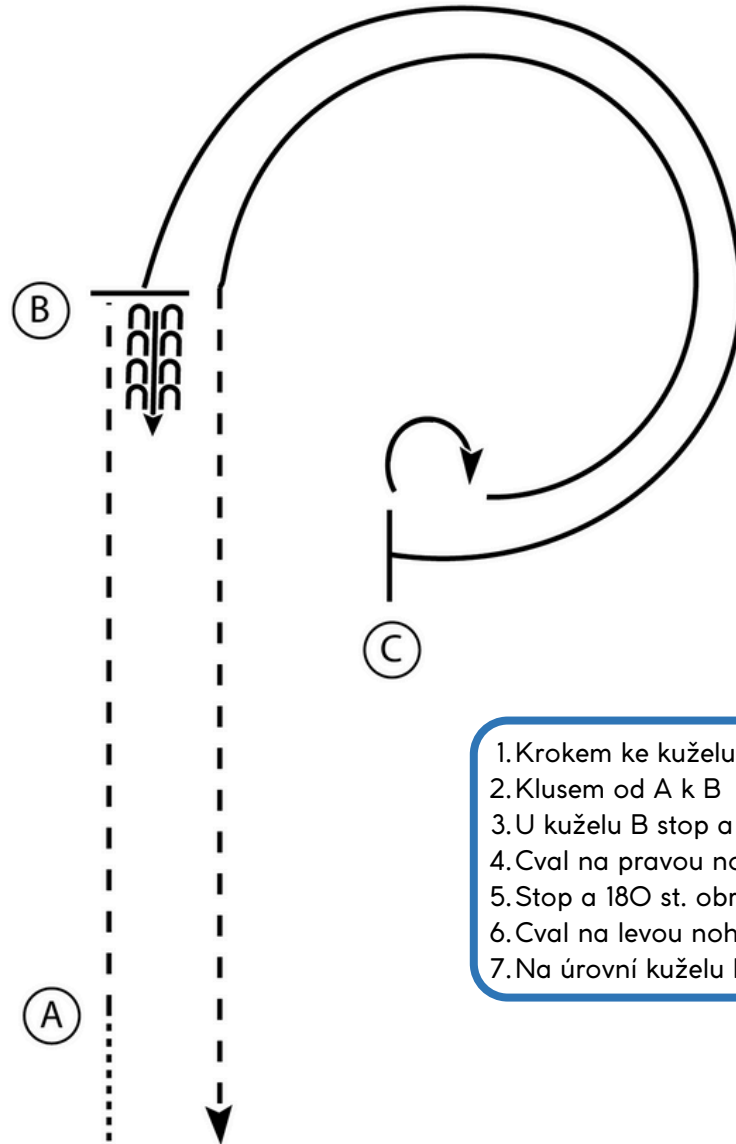
Wanted Ranch (WRC B, WR Hobby Series)

231. Western Horsemanship WRC B (Amater)

Show Date: 04-26-2025

www.HorseShowPatterns.com

www.HorseShowPatterns.com



- 1. Krokem ke kuželu A
- 2. Klusem od A k B
- 3. U kuželu B stop a zacouvat 4 plné kroky
- 4. Cval na pravou nohu ke kuželu C
- 5. Stop a 180 st. obrat doprava
- 6. Cval na levou nohu ke kuželu B
- 7. Na úrovni kuželu B klus, klusem z úlohy

- 1. Walk to A
- 2. Jog A to B
- 3. At B stop and back 4 steps
- 4. Lope on the right lead to C
- 5. Stop and perform a 180 degree turn to the right
- 6. Lope on the left lead to B
- 7. At B jog, jog to exit

Walk
Jog	-----
Extended Jog	-----
Lope	—————
Leg Yield	
Lead Change	↘
Back	←←←←
Marker	ⓑ
Sidepass	←←←←

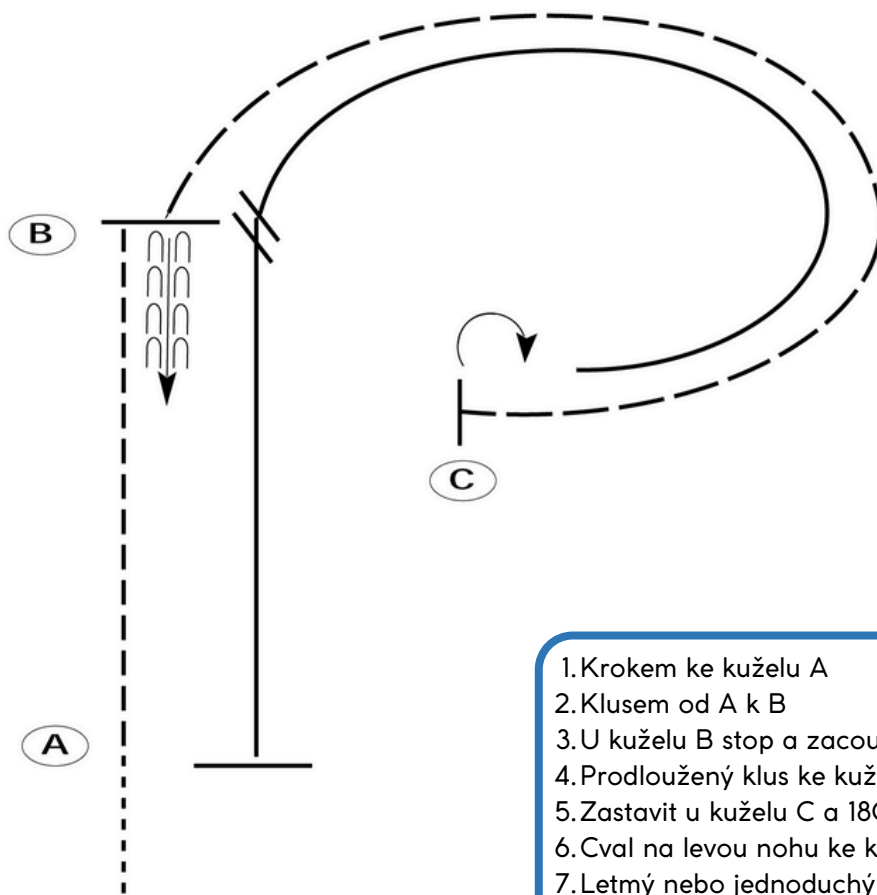
[WH/2-49]

Pattern Provided by:
Jitka Kynclova

Wanted Ranch (WRC B, WR Hobby Series)

431. Western Horsemanship WRC B (Otevrena)

Show Date: 04-26-2025



Be ready before A.

1. Walk to A.
2. Jog to B.
3. Stop at B and back approximately one horse length.
4. Extend the jog to C.
5. Stop at C and turn 180 degrees to the right.
6. Lope on the left lead to B.
7. Perform a flying lead change at B.
8. Lope on the right lead to A.
9. Stop at A.

Follow the instructions of your ring steward.

1. Krokem ke kuželu A
2. Klusem od A k B
3. U kuželu B stop a zacouvat 4 plné kroky
4. Prodloužený klus ke kuželu C
5. Zastavit u kuželu C a 180 st. obrat doprava
6. Cval na levou nohu ke kuželu B
7. Letmý nebo jednoduchý přeskok na úrovni kuželu B
8. Cval na pravou nohu ke kuželu A
9. Zastavit u kuželu A

Walk	-----
Jog	-----
Extended Jog	-----
Lope	-----
Leg Yield	
Lead Change	////
Back	←←←←
Marker	(B)
Sidepass	←-----→

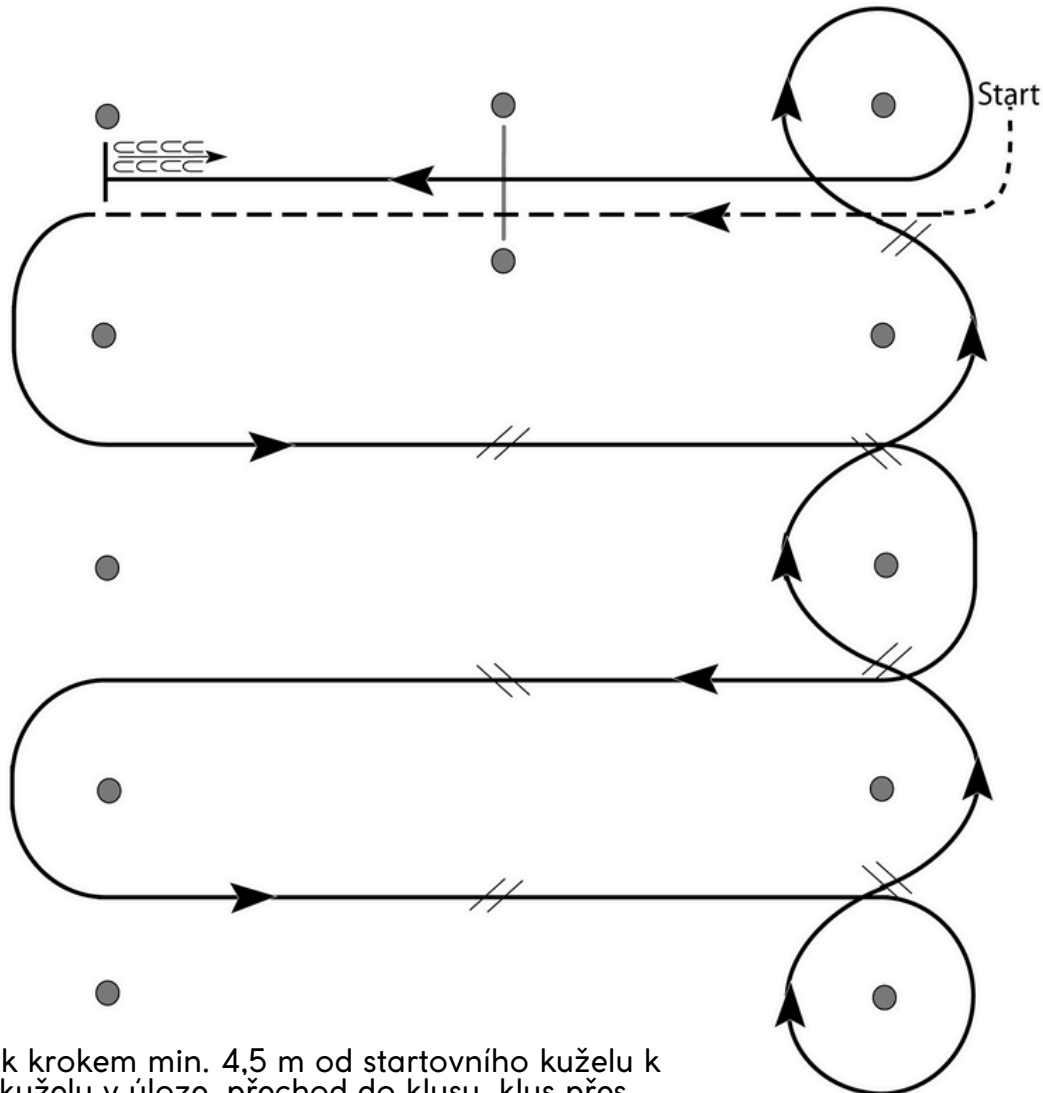
[WH/3-49]

Pattern Provided by:
Jitka Kynclova

Wanted Ranch (WRC B, WR Hobby Series)

441. Western Riding WRC B (Otevrena)

Show Date: 04-26-2025



1. Začátek krokem min. 4,5 m od startovního kuželu k prvnímu kuželu v úloze, přechod do klusu, klus přes kavaletu.
2. Přechod do cvalu na levou nohu
3. Změna vedoucí nohy při prvním cvalu napříč arénou.
4. Změna vedoucí nohy při druhém cvalu napříč arénou.
5. Změna vedoucí nohy při třetím cvalu napříč arénou.
6. Kruh a první změna vedoucí nohy na vlnovce.
7. Druhá změna vedoucí nohy na vlnovce.
8. Třetí změna vedoucí nohy na vlnovce.
9. Čtvrtá změna vedoucí nohy na vlnovce, kruh.
10. Cval přes kavaletu.
11. Cval, zastavení a couvání

[WR/OP-2]

Pattern Provided by:
Jitka Kynclova

©2025 HorseShowPatterns.com. All Rights Reserved.

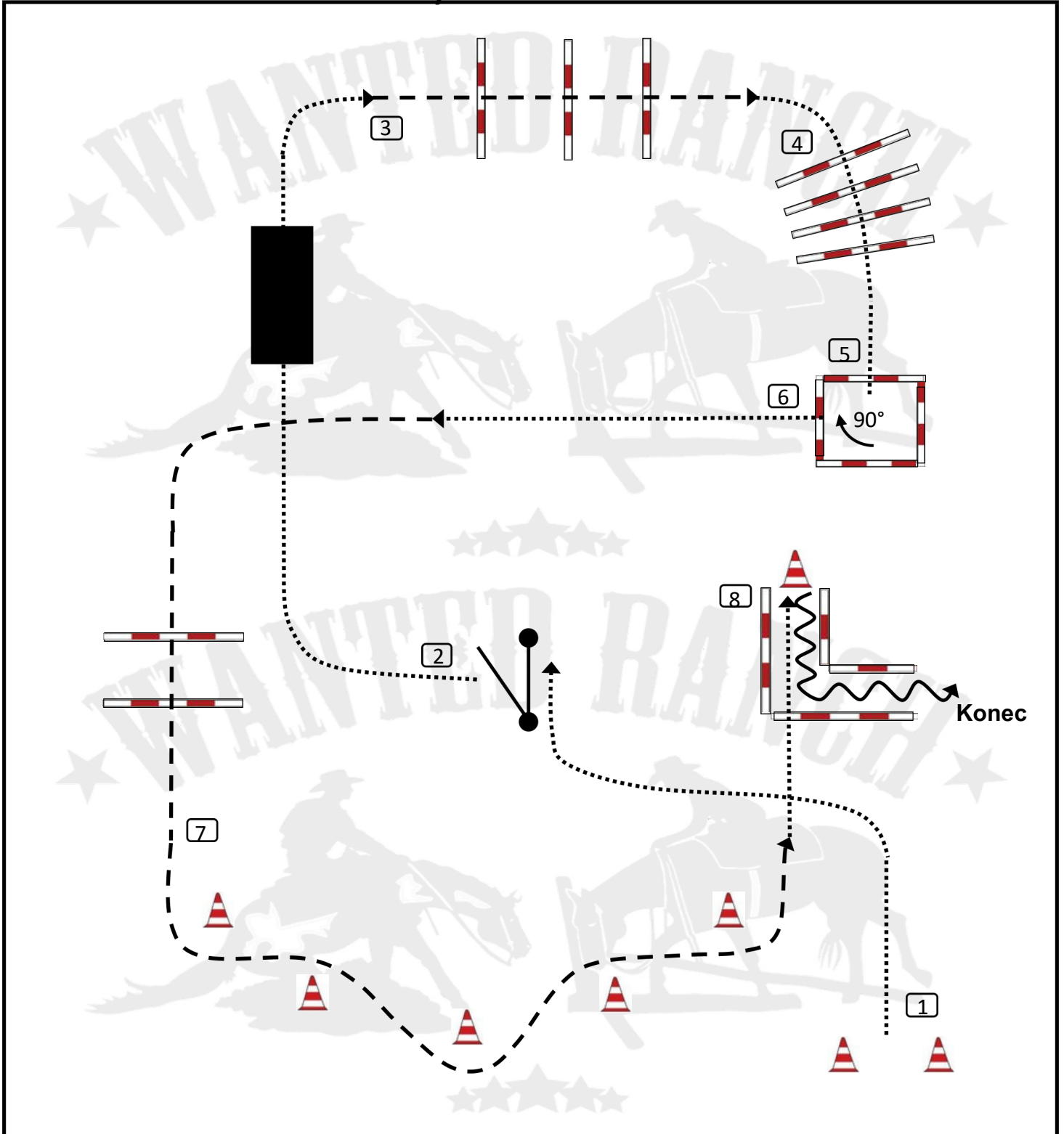
www.HorseShowPatterns.com

www.HorseShowPatterns.com

WRC - B & WR Hobby Series 2025 - 26.4.2025

In Hand Trail

Hobby - Koně do 3 let



Legenda:	Krok:	Klus: - - - -	Prodloužený klus: - - - -	Cval: ————
Prodloužený cval: ————	Změna cvalu (Přeskok):	Couvání:	Obrat:	

Stát připraven na startu

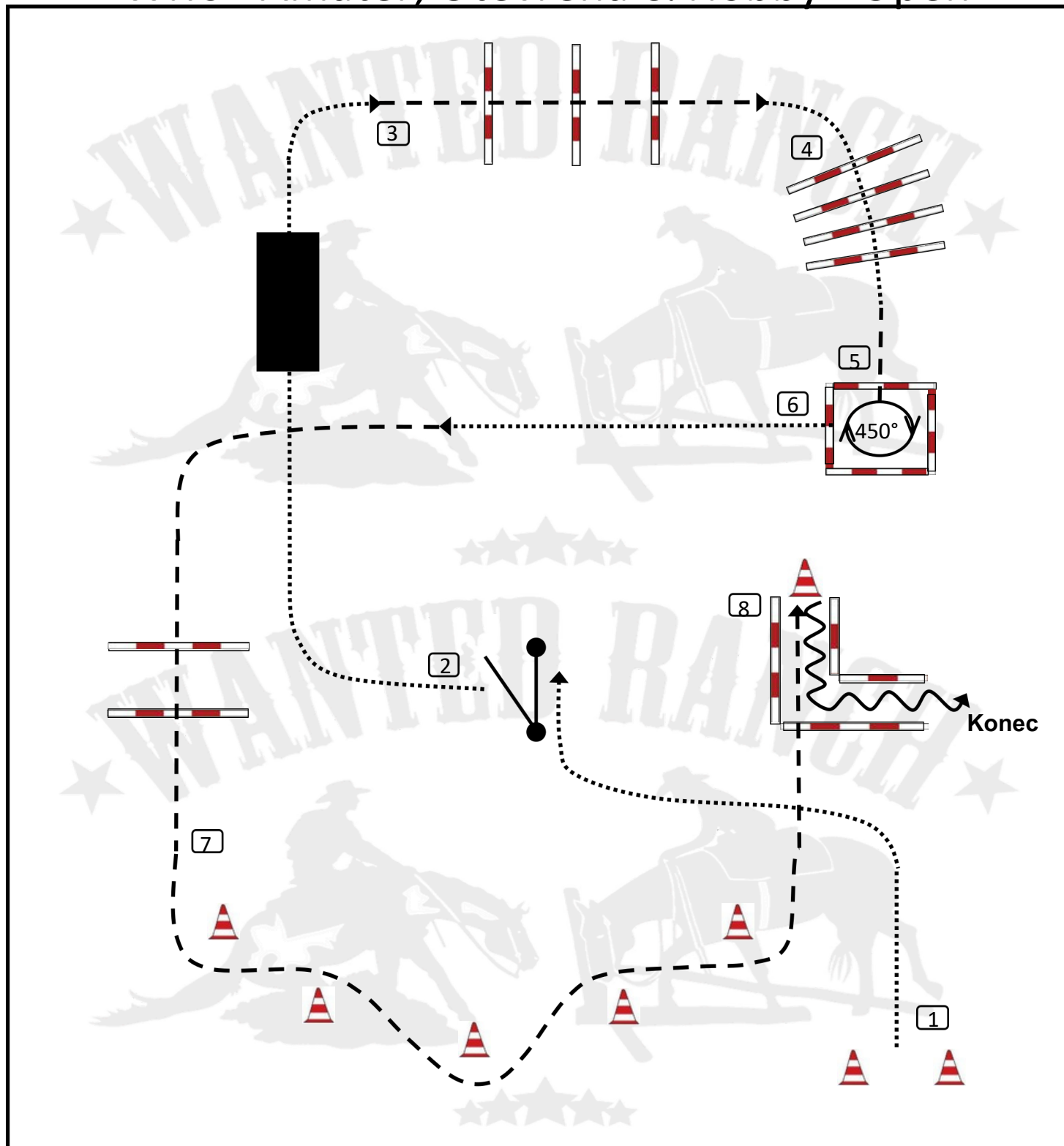
1. Krokem k brance, branka levou rukou
2. Krokem přes most
3. Klusem přes kavalety
4. Krokem přes kavalety a do čtverce
5. Obrat vpravo o 90°
6. Krokem ze čtverce, klusem přes kavalety
7. Klusem slalom, krokem do L
8. Couvat do L, konec úlohy






WRC - B & WR Hobby Series 2025 - 26.4.2025 In Hand Trail



WRC - Amatér, Otevřená & Hobby - Open



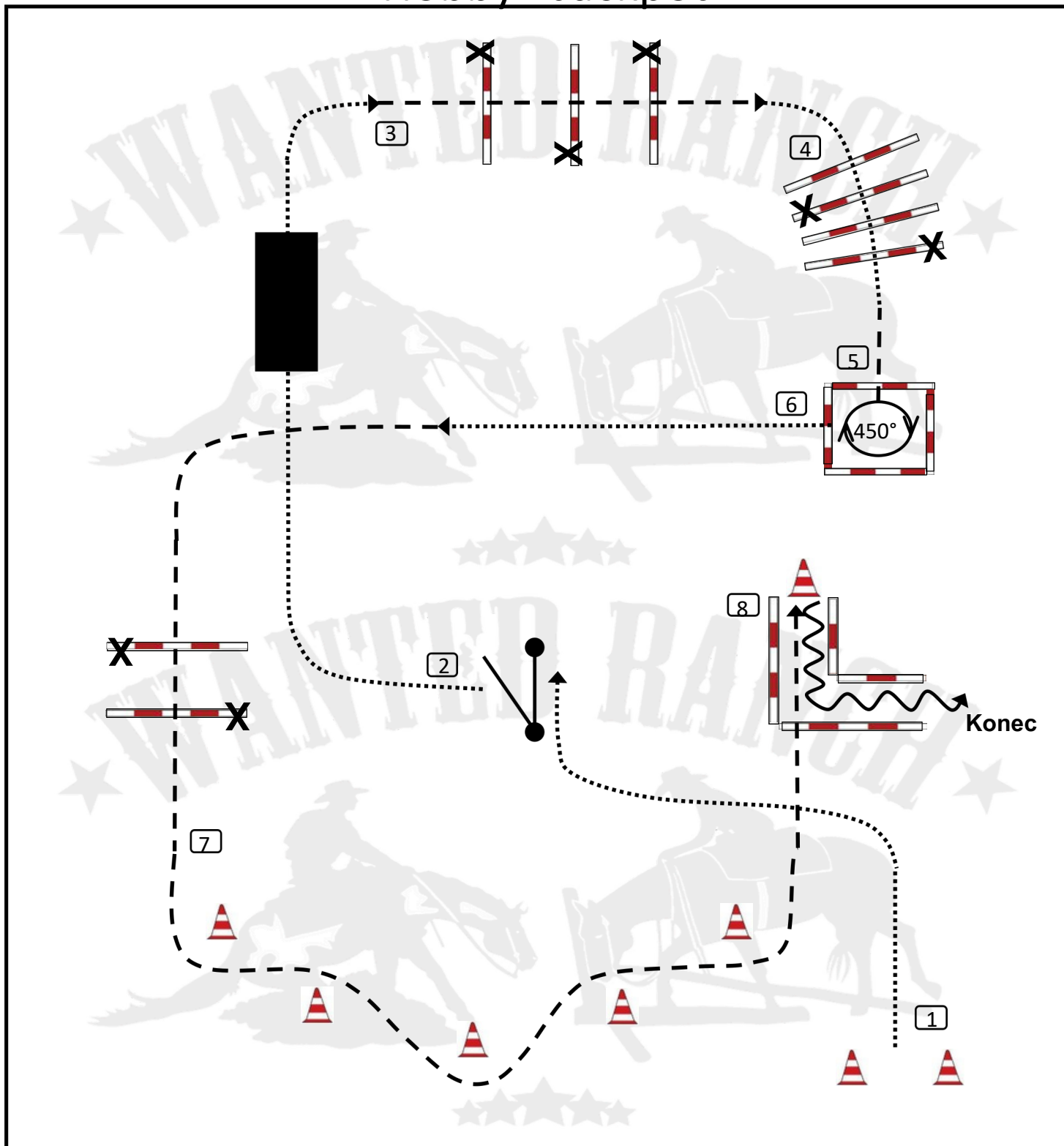
Legenda: Krok: Klus: - - - - - Prodložený klus: - - - - - Cval: ————
Prodložený cval: ———— Změna cvalu (Přeskok):  Couvání:  Obrat: 

Stát připraven na startu

1. Krokem k brance, branka levou rukou
2. Krokem přes most
3. Klusem přes kavalety
4. Krokem přes kavalety a klusem do čtverce
5. Obrat vpravo o 45°
6. Krokem ze čtverce, klusem přes kavalety
7. Klusem slalom a do L
8. Couvat do L, konec úlohy



In Hand Trail Hobby - Jackpot



Legenda: Krok: Klus: - - - - - Prodloužený klus: - - - - - Cval: ————
Prodloužený cval: ———— Změna cvalu (Přeskok): Couvání: Obrat:

Stát připraven na startu

1. Krokem k brance, branka levou rukou
2. Krokem přes most
3. Klusem přes kavalety
4. Krokem přes kavalety a klusem do čtverce
5. Obrat vpravo o 45°
6. Krokem ze čtverce, klusem přes kavalety
7. Klusem slalom a do L
8. Couvat do L, konec úlohy

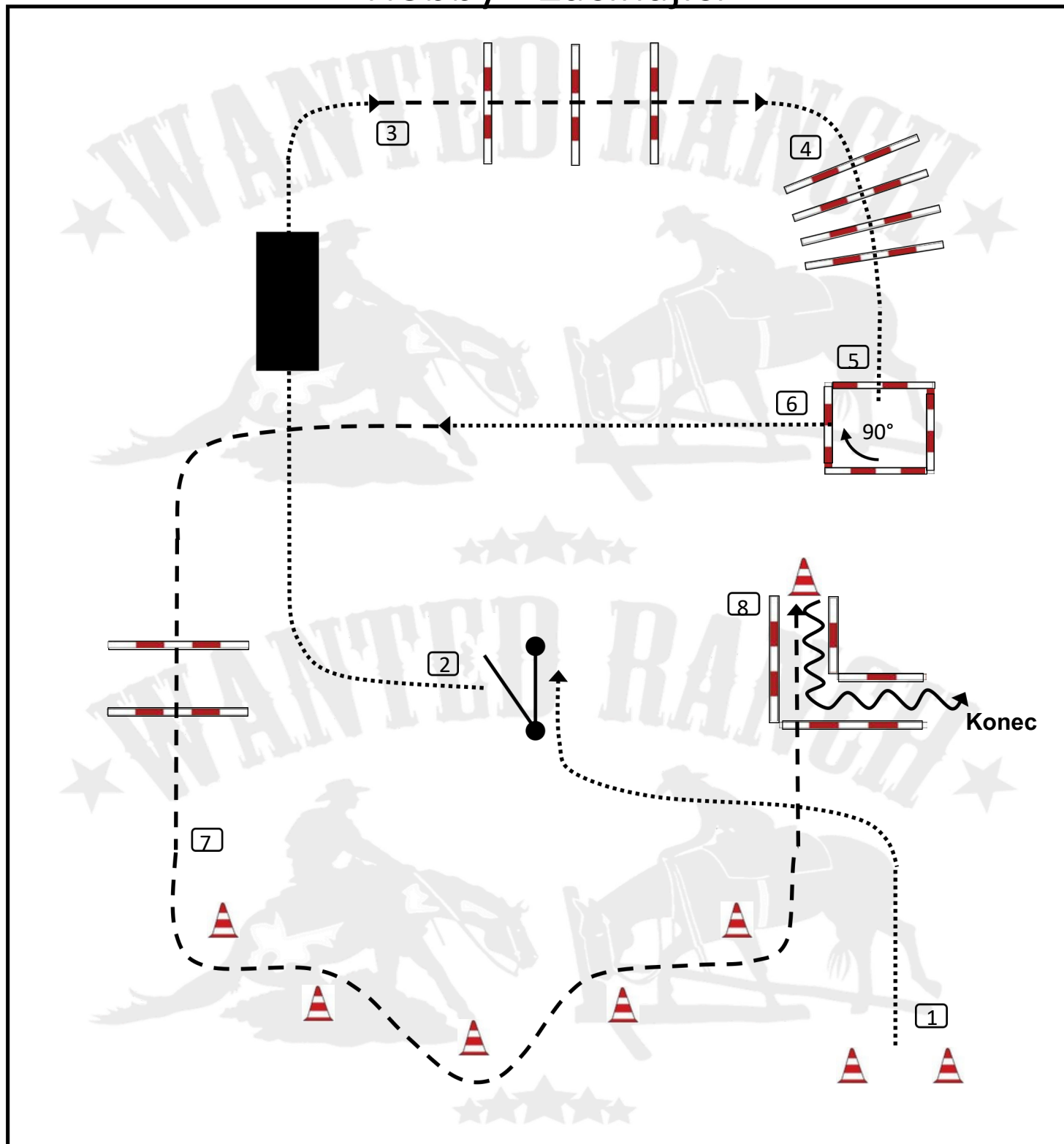





WRC - B & WR Hobby Series 2025 - 26.4.2025

Trail



Hobby - Začínající



Legenda: Krok: Klus: - - - - - Prodloužený klus: - - - - - Cval: ————
Prodloužený cval: ———— Změna cvalu (Přeskok):  Couvání:  Obrat: 

Stát připraven na startu

1. Krokem k brance, branka levou rukou
2. Krokem přes most
3. Klusem přes kavalety
4. Krokem přes kavalety a do čtverce
5. Obrat vpravo o 90°
6. Krokem ze čtverce, klusem přes kavalety
7. Klusem slalom a do L
8. Couvat do L, konec úlohy

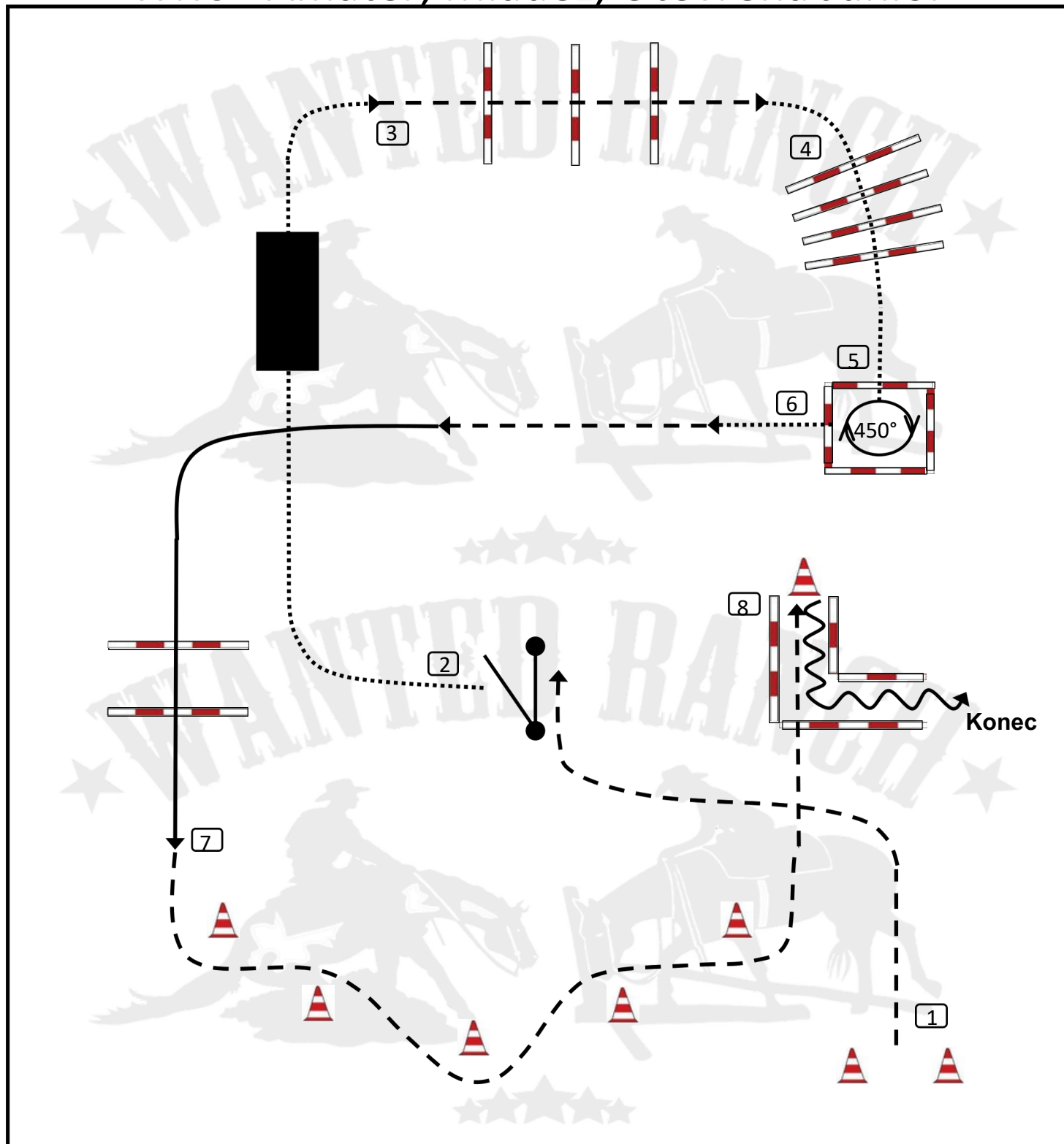


WRC - B & WR Hobby Series 2025 - 26.4.2025

Trail

Hobby - Open

WRC - Amatér, Mládež, Otevřená Junior



Legenda:	Krok:	Klus: - - - -	Prodloužený klus: - - - -	Cval: ————
Prodloužený cval: ————	Změna cvalu (Přeskok):	Couvání:	Obrat:	

Stát připraven na startu

1. Klusem k brance, branka levou rukou
2. Krokem přes most
3. Klusem přes kavalety
4. Krokem přes kavalety a do čtverce
5. Obrat vpravo o 45°
6. Krokem ze čtverce, klusem, levým cvałem přes kavalety
7. Klusem slalom a do L
8. Couvat do L, konec úlohy

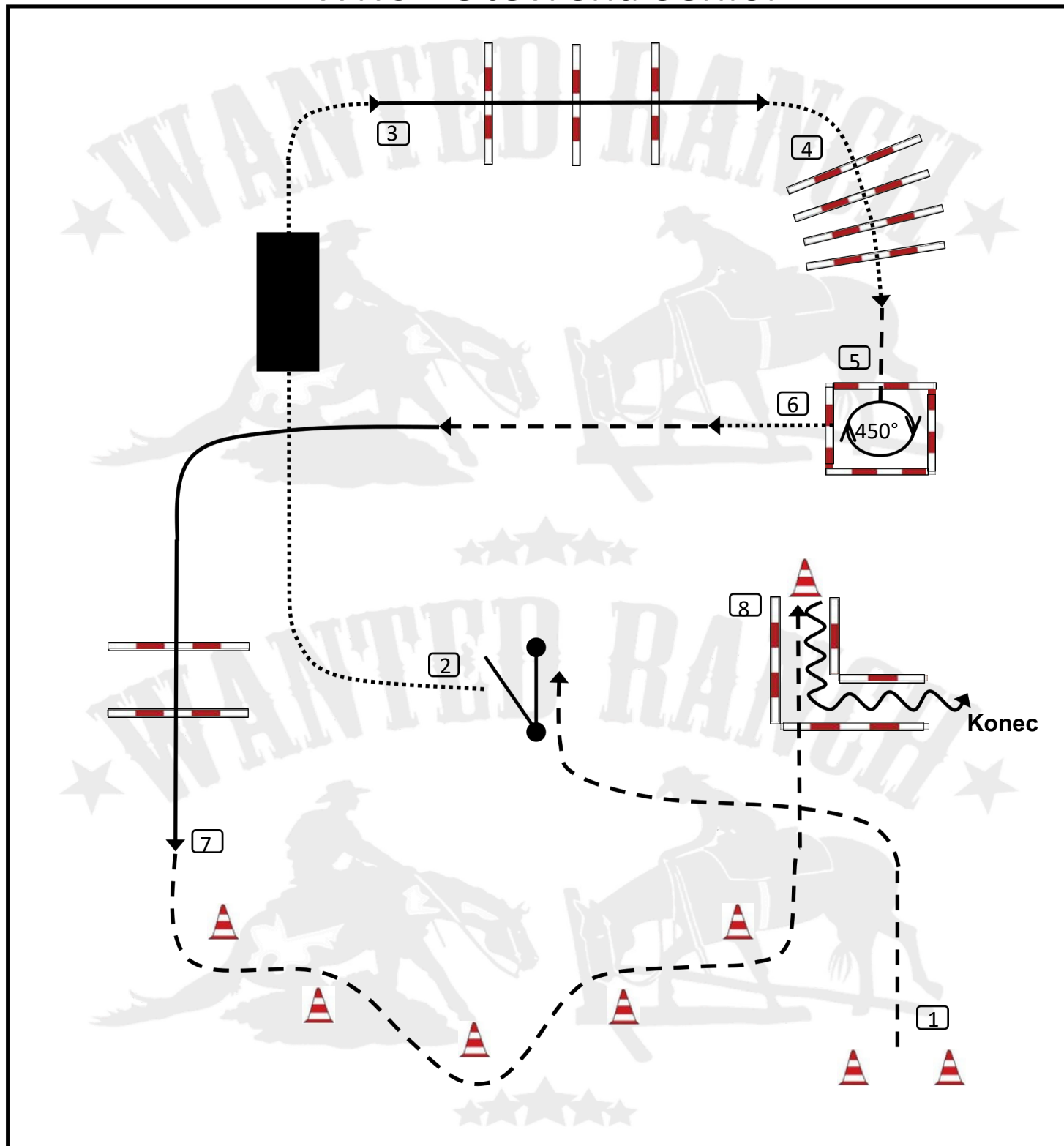


WRC - B & WR Hobby Series 2025 - 26.4.2025

Trail



WRC - Otevřená Senior



Legenda: Krok: Klus: - - - - Prodloužený klus: - - - - Cval: ————
Prodloužený cval: ———— Změna cvalu (Přeskok): Couvání: Obrat:

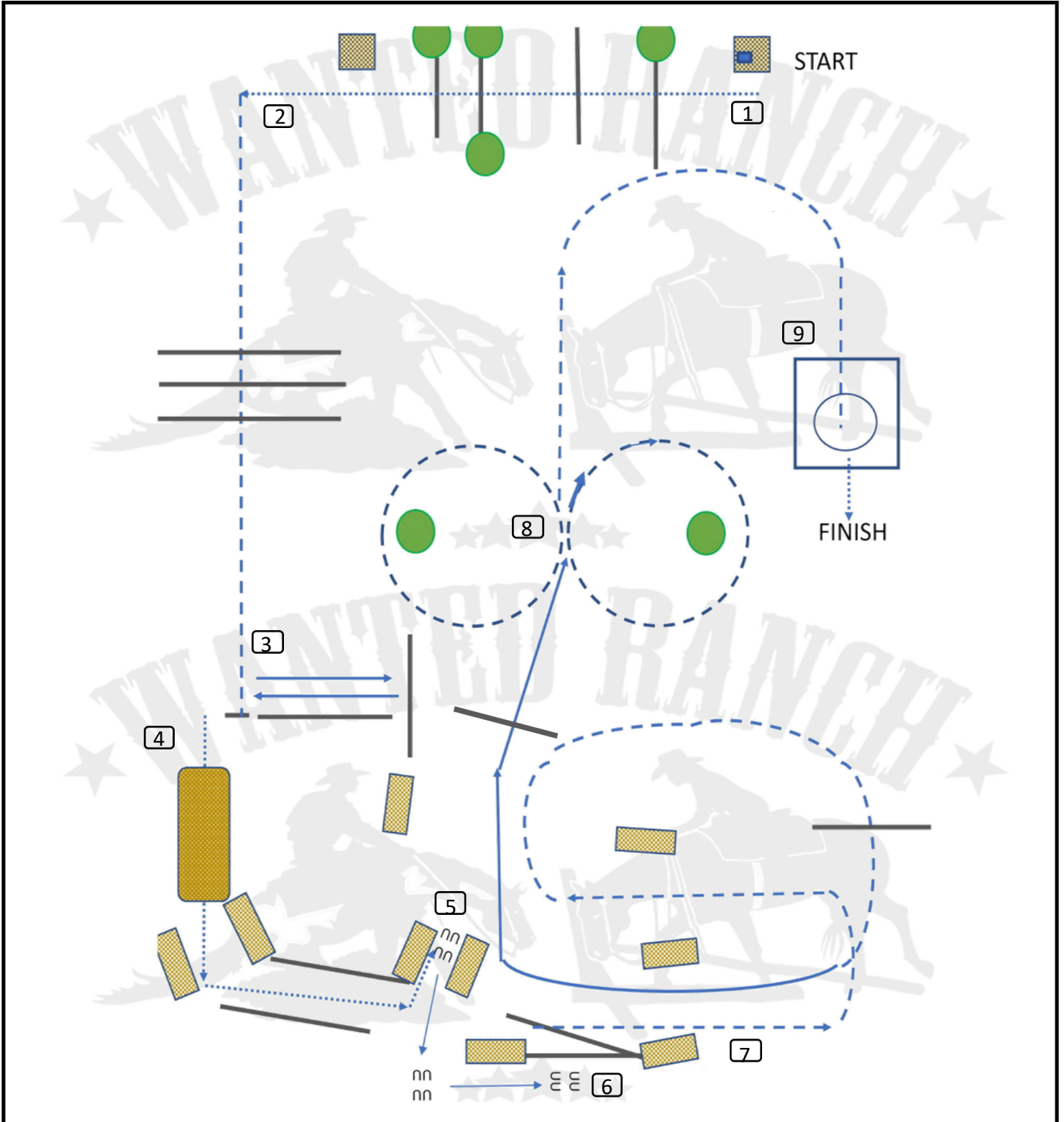
Stát připraven na startu

1. Klusem k brance, branka levou rukou
2. Krokem přes most
3. Pravým cvaem přes kavalety
4. Krokem přes kavalety a klusem do čtverce
5. Obrat vpravo o 45°
6. Krokem ze čtverce, klusem, levým cvaem přes kavalety
7. Klusem slalom a do L
8. Couvat do L, konec úlohy



Ranch Trail

WRC - Mládež

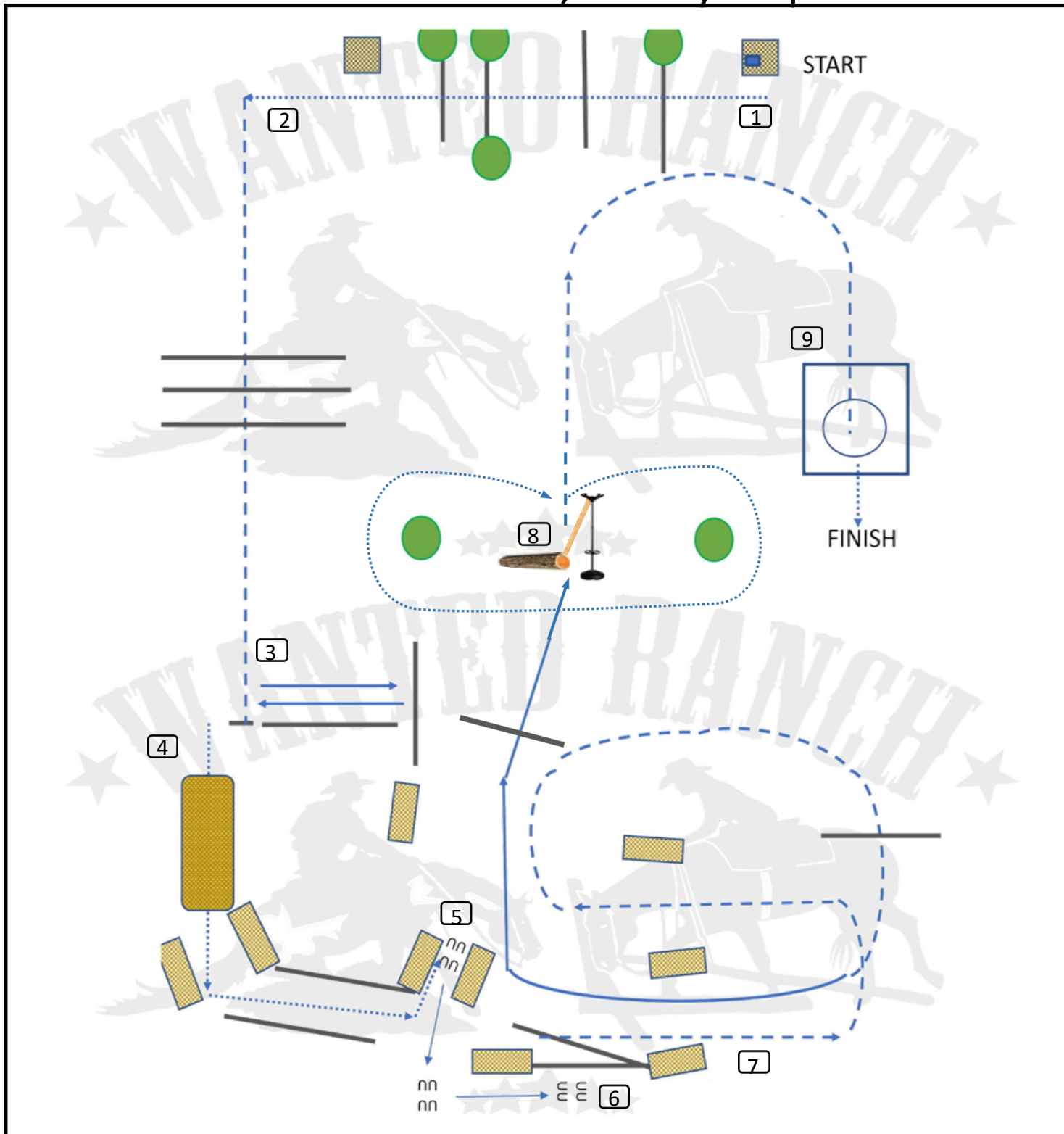


Legenda: Krok: Klus: - - - - Prodloužený klus: - - - - Cval: _____
 Prodloužený cval: _____ Změna cvalu (Přeskok): // Couvání: εεεεε Obrat: ↻

1. Stát připraven na startu. Vzít košík, krokem přes klády, odložit košík
2. Krokem, poté klusem přes klády, stop u sidepassu
3. Sidepass před kládou vlevo a vpravo
4. Krokem přes most a mezi kládami
5. Stop, couvat k brance
6. Pevná branka pravou rukou
7. Klusem serpentýnu a kládu, pravý cval přes kládu
8. Klusem osmičku vpravo pak vlevo
9. Klusem do čtverce, stop, libovolný obrat o 360°, krokem ven, konec úlohy



WRC - Otevřená, Hobby - Open



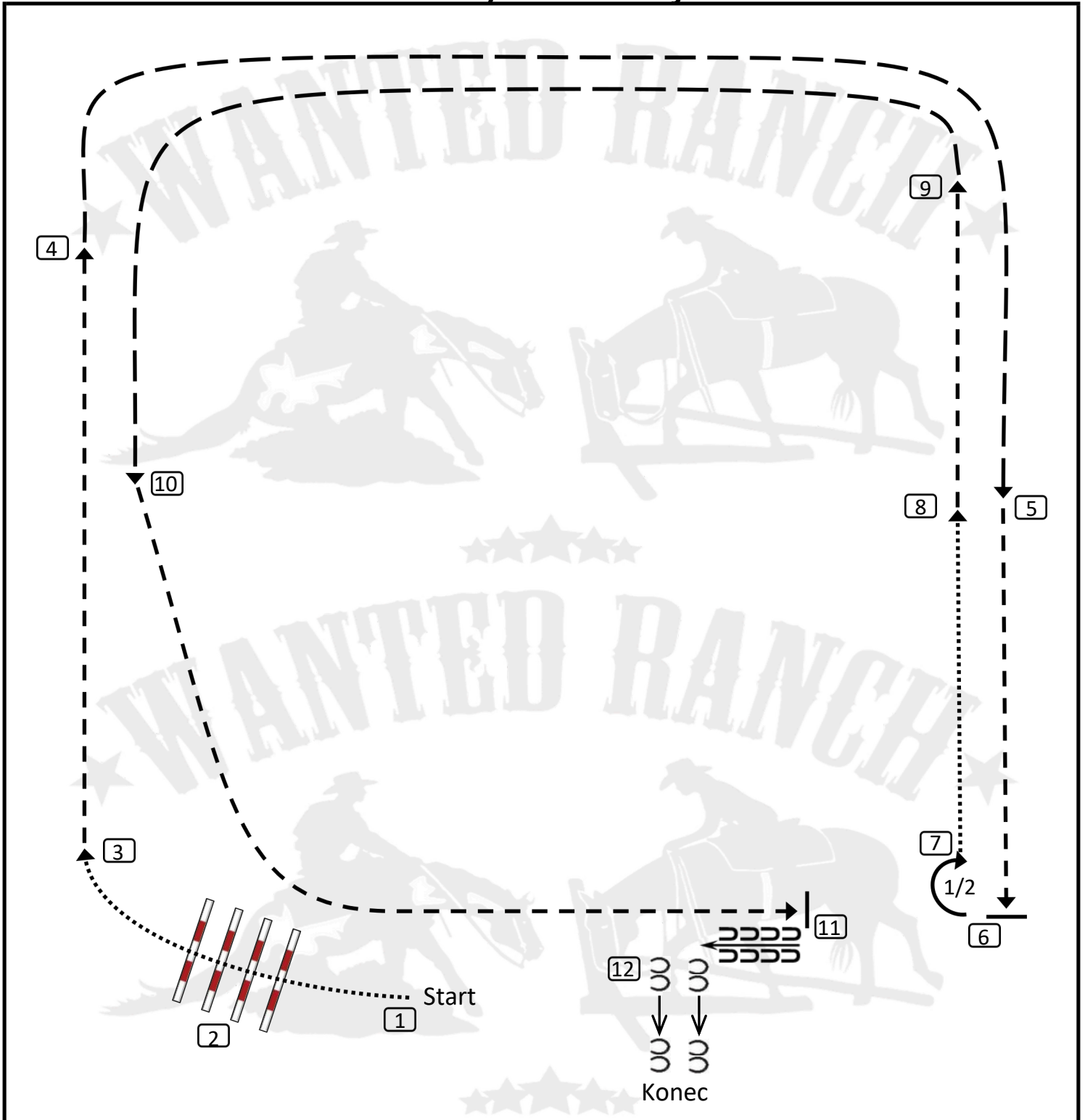
Legenda: Krok: Klus: - - - - Prodloužený klus: - - - - Cval: _____
Prodloužený cval: _____ Změna cvalu (Přeskok): // Couvání: CCCC → Obrat: ↻

1. Stát připraven na startu. Vzít košík, krokem přes klády, odložit košík
2. Krokem, poté klusem přes klády, stop u sidepassu
3. Sidepass před kládou vlevo a vpravo
4. Krokem přes most a mezi kládami
5. Stop, couvat k brance
6. Pevná branka pravou rukou
7. Klusem serpentýnu a kládu, pravý cval přes kládu
8. Tažení klády na pravou ruku kolem značek
9. Klusem do čtverce, stop, libovolný obrat o 360°, krokem ven, konec úlohy

WRC - B & WR Hobby Series 2025 - 26.4.2025



Ranch Riding Hobby - Začínající



Legenda:	Krok: Prodloužený cval: ———	Klus: - - - - Změna cvalu (Přeskok):	Prodloužený klus: ——— Couvání:	Cval: ——— Obrat:
----------	--------------------------------------	---	-----------------------------------	---------------------

- | | |
|---------------------------|----------------------|
| Stát připraven na startu | 8. Klus |
| 1. Krok | 9. Prodloužený klus |
| 2. Krok přes kavalety | 10. Klus |
| 3. Klus | 11. Stop, couvat |
| 4. Prodloužený klus | 12. Side pass vpravo |
| 5. Klus | Konec úlohy |
| 6. Stop, 1/2 obrat vpravo | |
| 7. Krok | |

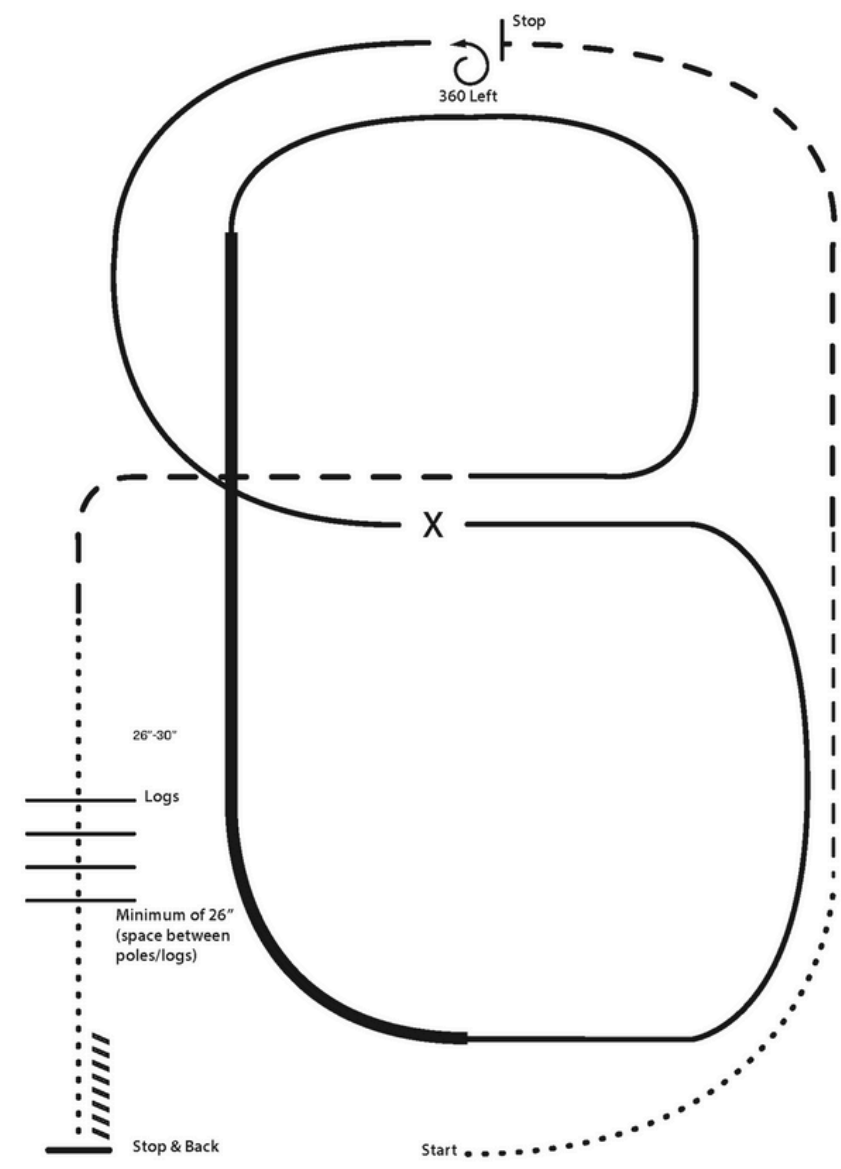
Wanted Ranch (WRC B, WR Hobby Series)

16. Ranch Riding Hobby (Open)

Show Date: 04-26-2025

www.HorseShowPatterns.com

www.HorseShowPatterns.com



- X Lead Change
- Walk
- - - Trot
- - - Ext Trot
- — — Lope
- — — Ext Lope
- /////// Back

1. Krok
2. Klus
3. Prodloužený klus, na vrcholu arény zastavit
4. 1 obrat vlevo
5. Levý cval
6. Přeskok (jednoduchý nebo letmý)
7. Pravý cval
8. Prodloužený cval na pravou nohu
9. Pravý cval
10. Prodloužený klus
11. Krok přes kavalety
12. Zastavit a zacouvat

[RR/AQHA-1]

Pattern Provided by:
Jitka Kynclova

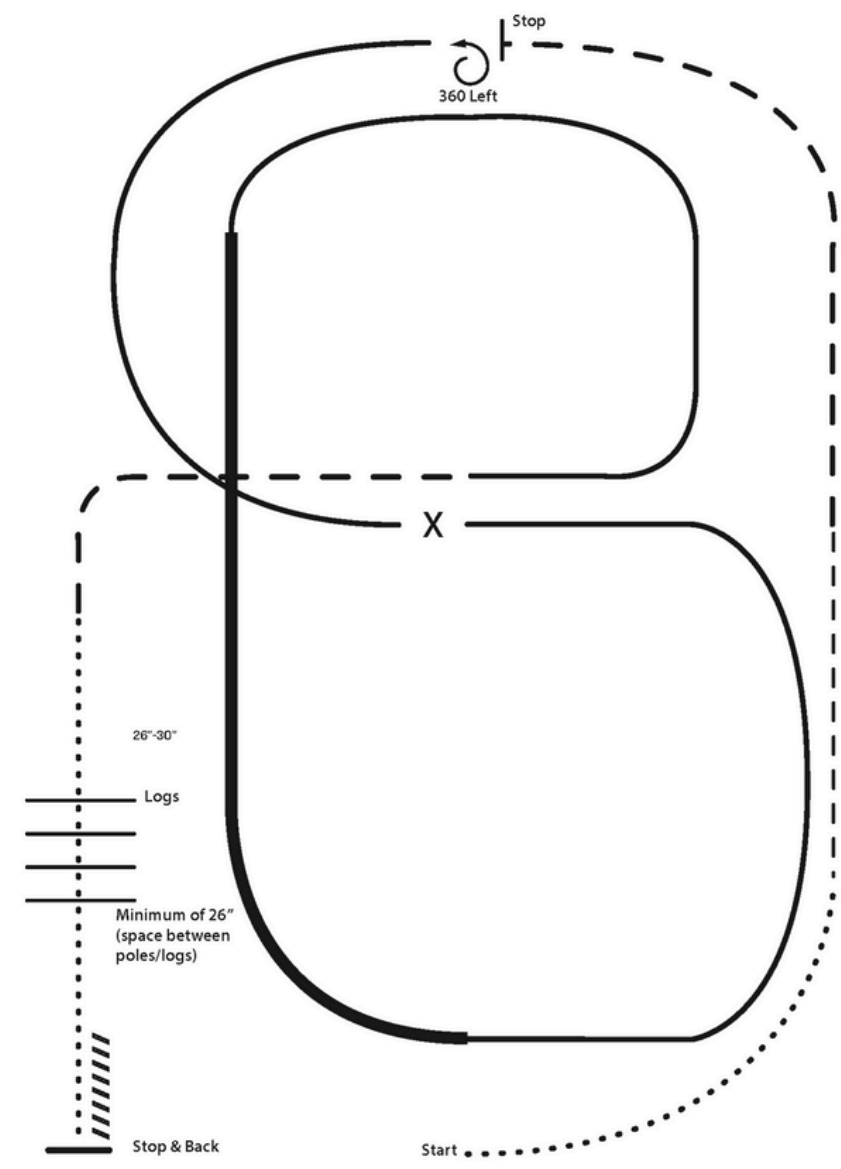
Wanted Ranch (WRC B, WR Hobby Series)

346. Ranch Riding WRC B (Mladez)

Show Date: 04-26-2025

www.HorseShowPatterns.com

www.HorseShowPatterns.com



- X Lead Change
- Walk
- - - Trot
- - - Ext Trot
- — — Lope
- — — Ext Lope
- /////// Back

1. Krok
2. Klus
3. Prodloužený klus, na vrcholu arény zastavit
4. 1 obrat vlevo
5. Levý cval
6. Přeskok (jednoduchý nebo letmý)
7. Pravý cval
8. Prodloužený cval na pravou nohu
9. Pravý cval
10. Prodloužený klus
11. Krok přes kavalety
12. Zastavit a zacouvat

[RR/AQHA-1]

Pattern Provided by:
Jitka Kynclova

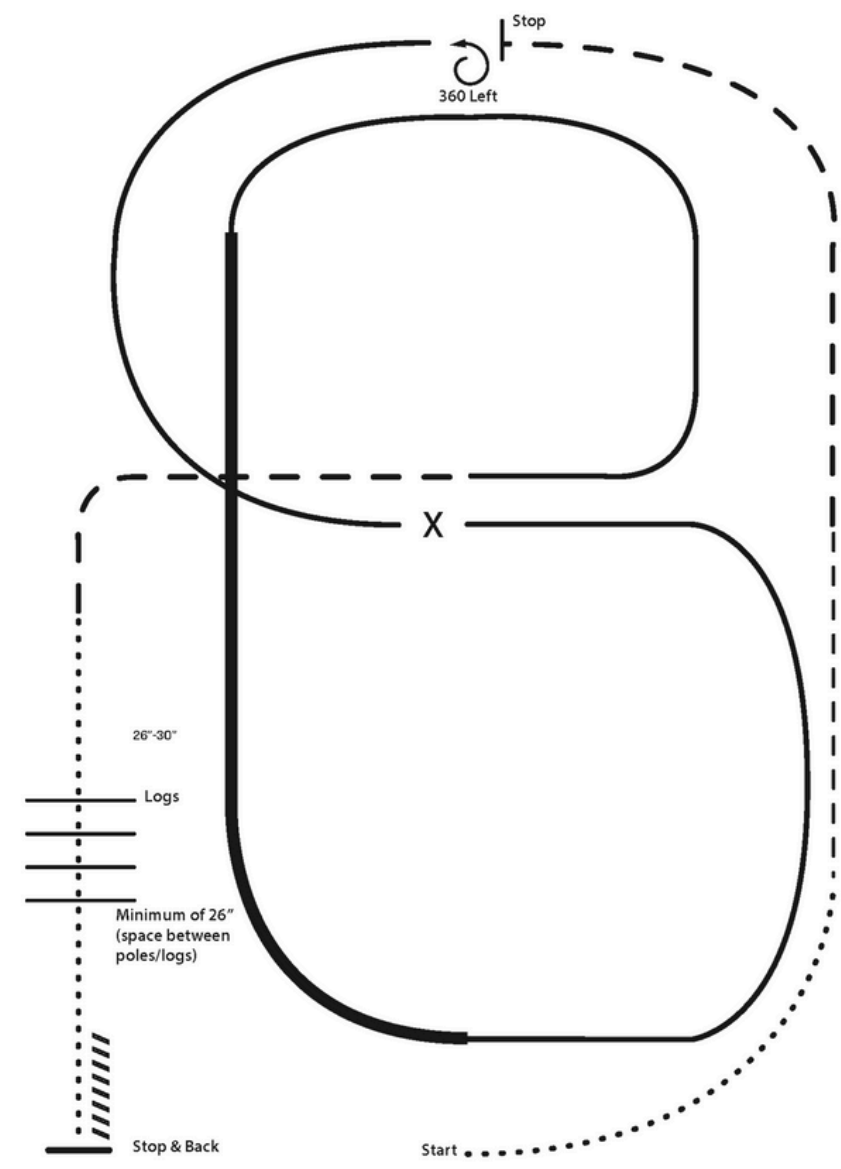
Wanted Ranch (WRC B, WR Hobby Series)

246. Ranch Riding WRC B (Amater)

Show Date: 04-26-2025

www.HorseShowPatterns.com

www.HorseShowPatterns.com



- X Lead Change
- Walk
- - - Trot
- - - Ext Trot
- — — Lope
- — — Ext Lope
- /////// Back

1. Krok
2. Klus
3. Prodloužený klus, na vrcholu arény zastavit
4. 1 obrat vlevo
5. Levý cval
6. Přeskok (jednoduchý nebo letmý)
7. Pravý cval
8. Prodloužený cval na pravou nohu
9. Pravý cval
10. Prodloužený klus
11. Krok přes kavalety
12. Zastavit a zacouvat

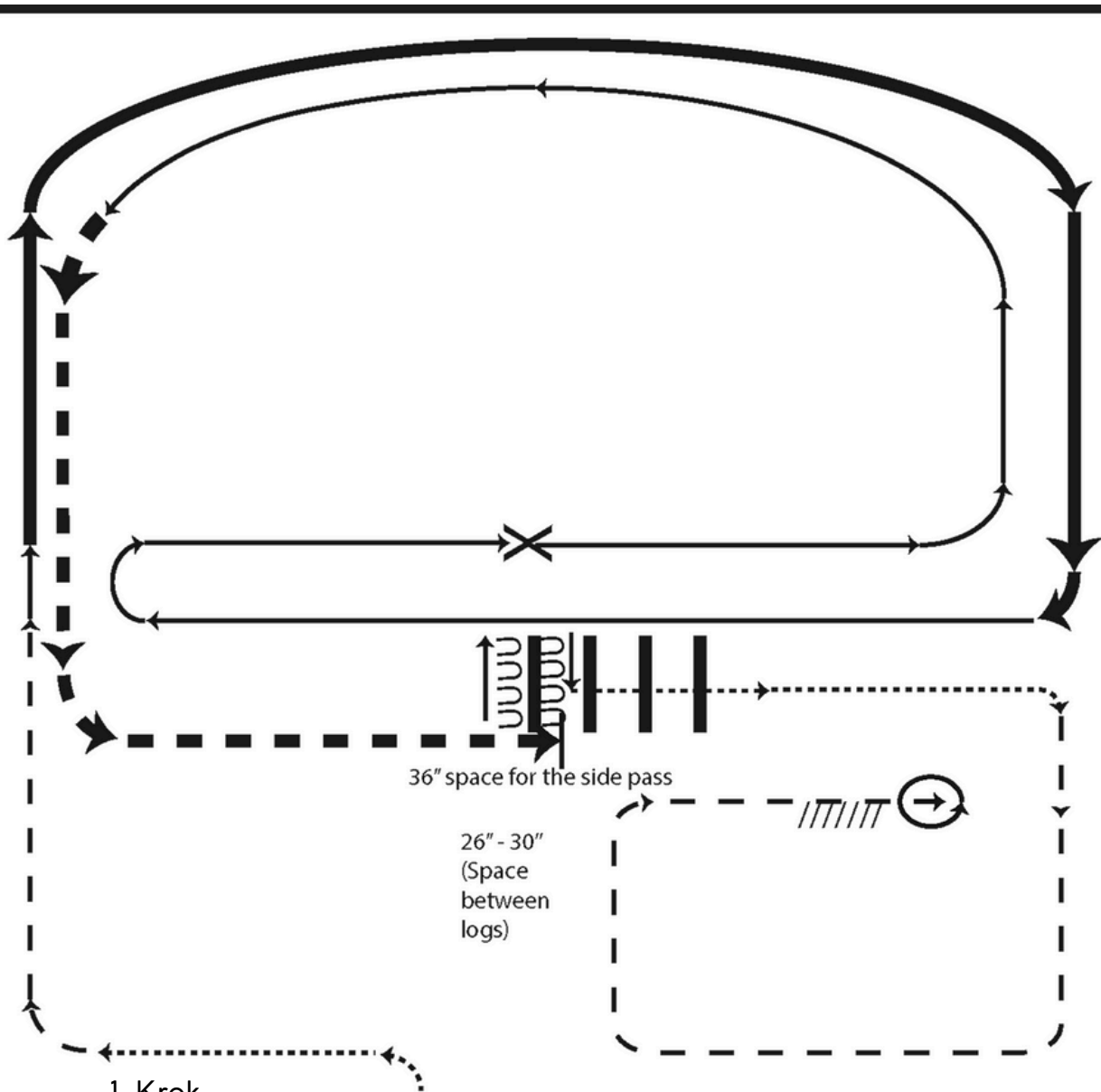
[RR/AQHA-1]

Pattern Provided by:
Jitka Kynclova

Wanted Ranch (WRC B, WR Hobby Series)

446. Ranch Riding WRC B (Otevrena)

Show Date: 04-26-2025



1. Krok
2. Klus
3. Prodloužený cval na pravou nohu
4. Pravý cval
5. Přeskok (jednoduchý nebo letmý)
6. Levý cval
7. Prodloužený klus
8. Zastavit, side-pass vlevo,
9. Side-pass vpravo do ½ kavalety
10. Krok přes kavalety
11. Krok
12. Klus
13. Zastavit, 1 obrat vlevo, zacouvat

- X Lead Change
- • Walk
- - Trot
- - - Ext Trot
- — — Lope
- — — — Ext Lope
- /////// Back

[RR/AQHA-4]

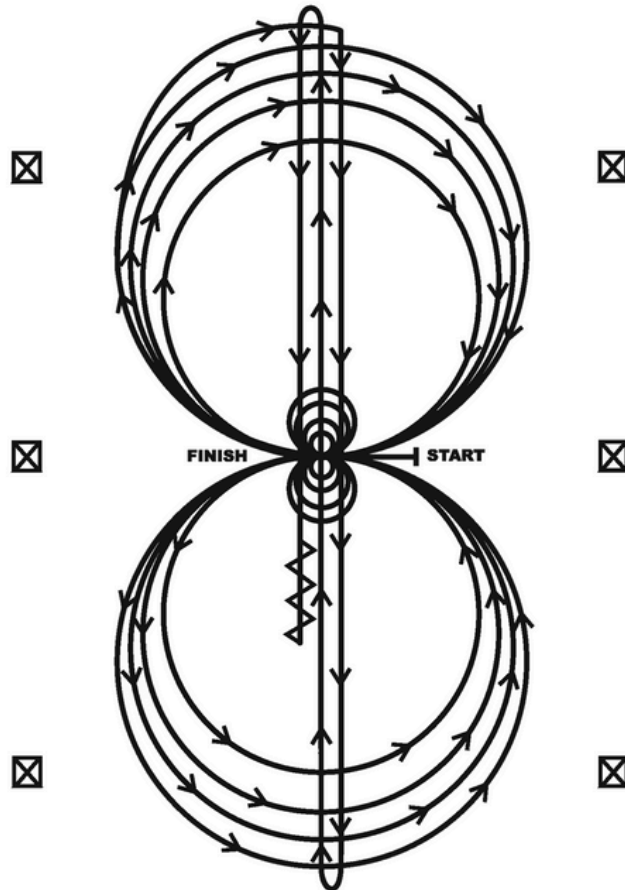
Pattern Provided by:
Jitka Kynclova

Wanted Ranch (WRC B, WR Hobby Series)

18. Reining Hobby (Open)

Show Date: 04-26-2025

REINING PATTERN 4



Horses may walk or jog to the center of the arena. Horses must walk or stop prior to starting pattern. Beginning at the center of the arena facing the left wall or fence.

1. Beginning on the right lead, complete three circles to the right: the first two large and fast; the third circle small and slow. Stop at the center of the arena. Hesitate.
2. Complete four spins to the right. Hesitate.
3. Beginning on the left lead, complete three circles to the left: the first two circles large and fast; the third circle small and slow. Stop at the center of the arena. Hesitate.
4. Complete four spins to the left. Hesitate.
5. Beginning on the right lead, run a large fast circle to the right, change leads at the center of the arena, run a large fast circle to the left, and change leads at the center of the arena. (Figure 8)
6. Continue around previous circle to the right. At the top of the circle, run down the middle to the far end of the arena past the end marker and do a right rollback—no hesitation.
7. Run up the middle to the opposite end of the arena past the end marker and do a left rollback—no hesitation.
8. Run past the center marker and do a sliding stop. Back up to the center of the arena or at least ten feet (three meters). Hesitate to demonstrate completion of the pattern.

[R/AQHAP-4]

Pattern Provided by:

Jitka Kynclova

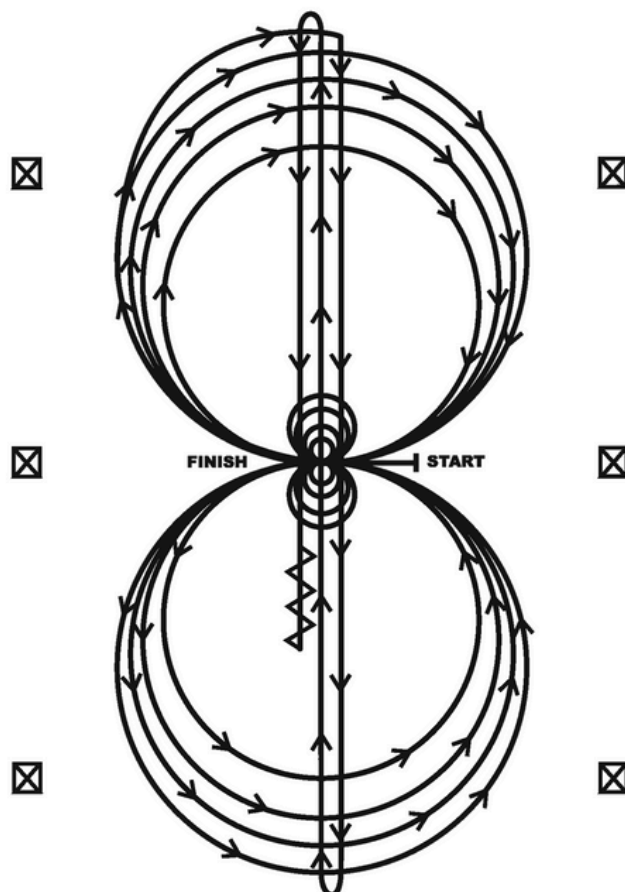
©2025 HorseShowPatterns.com. All Rights Reserved.

Wanted Ranch (WRC B, WR Hobby Series)

301. Reining WRC B (Mladez)

Show Date: 04-26-2025

REINING PATTERN 4



Horses may walk or jog to the center of the arena. Horses must walk or stop prior to starting pattern. Beginning at the center of the arena facing the left wall or fence.

1. Beginning on the right lead, complete three circles to the right: the first two large and fast; the third circle small and slow. Stop at the center of the arena. Hesitate.
2. Complete four spins to the right. Hesitate.
3. Beginning on the left lead, complete three circles to the left: the first two circles large and fast; the third circle small and slow. Stop at the center of the arena. Hesitate.
4. Complete four spins to the left. Hesitate.
5. Beginning on the right lead, run a large fast circle to the right, change leads at the center of the arena, run a large fast circle to the left, and change leads at the center of the arena. (Figure 8)
6. Continue around previous circle to the right. At the top of the circle, run down the middle to the far end of the arena past the end marker and do a right rollback—no hesitation.
7. Run up the middle to the opposite end of the arena past the end marker and do a left rollback—no hesitation.
8. Run past the center marker and do a sliding stop. Back up to the center of the arena or at least ten feet (three meters). Hesitate to demonstrate completion of the pattern.

[R/AQHAP-4]

Pattern Provided by:

Jitka Kynclova

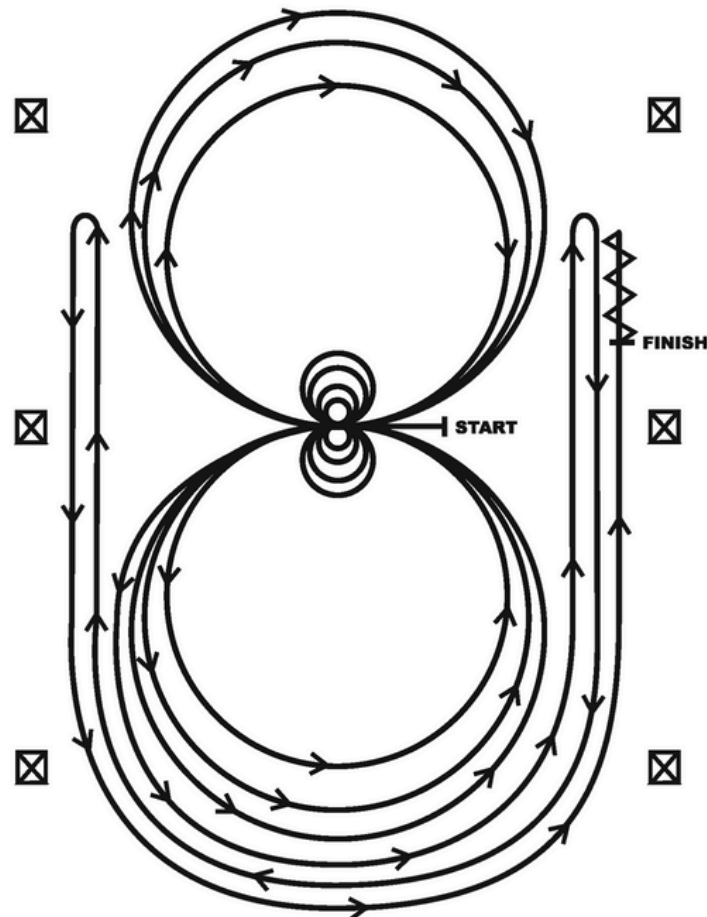
©2025 HorseShowPatterns.com. All Rights Reserved.

Wanted Ranch (WRC B, WR Hobby Series)

201. Reining WRC B (Amater)

Show Date: 04-26-2025

REINING PATTERN 6



Horses may walk or jog to the center of arena. Horses must walk or stop prior to starting pattern. Beginning at the center of the arena facing the left wall or fence.

1. Complete four spins to the right. Hesitate.
2. Complete four spins to the left. Hesitate.
3. Beginning on the left lead, complete three circles to the left: the first two circles large and fast; the third circle small and slow. Change leads at the center of the arena.
4. Complete three circles to the right: the first two circles large and fast; the third circle small and slow. Change leads at the center of the arena.
5. Begin a large circle to the left but do not close this circle. Run up the right side of the arena past the center marker and do a right rollback at least twenty feet (six meters) from the wall or fence—no hesitation.
6. Continue back around previous circle but do not close this circle. Run up the left side of the arena past the center marker and do a left rollback at least twenty feet (six meters) from the wall or fence—no hesitation.
7. Continue back around previous circle but do not close this circle. Run up the right side of the arena past the center marker and do a sliding stop at least twenty feet (six meters) from the wall or fence. Back up at least ten feet (three meters). Hesitate to demonstrate the completion of the pattern.

[R/AQHAP-6]

Pattern Provided by:

Jitka Kynclova

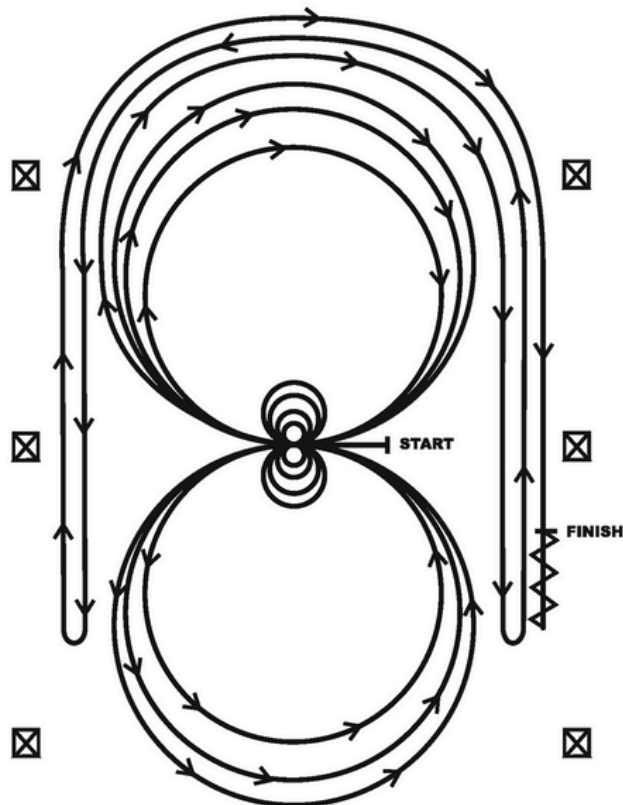
©2025 HorseShowPatterns.com. All Rights Reserved.

Wanted Ranch (WRC B, WR Hobby Series)

401J Reining WRC B (Otevrena junior)

Show Date: 04-26-2025

REINING PATTERN 8



Horses may walk or jog to the center of arena. Horses must walk or stop prior to starting pattern. Beginning at the center of arena facing the left wall or fence.

1. Complete four spins to the left. Hesitate.
2. Complete four spins to the right. Hesitate.
3. Beginning on the right lead, complete three circles to the right: the first circle large and fast; the second circle small and slow; the third circle large and fast. Change leads at the center of the arena.
4. Complete three circles to the left: the first circle large and fast; the second circle small and slow; the third circle large and fast. Change leads at the center of the arena.
5. Begin a large circle to the right but do not close this circle. Run straight down the right side of the arena past the center marker and do a left rollback at least twenty feet (six meters) from the wall or fence—no hesitation.
6. Continue back around the previous circle but do not close this circle. Run down the left side of the arena past the center marker and do a right rollback at least twenty feet (six meters) from the wall or fence—no hesitation.
7. Continue back around the previous circle but do not close this circle. Run down the right side of the arena past the center marker and do a sliding stop at least twenty feet (six meters) from the wall or fence. Back up at least ten feet (three meters). Hesitate to demonstrate completion of the pattern.

[R/AQHAP-8]

Pattern Provided by:

Jitka Kynclova

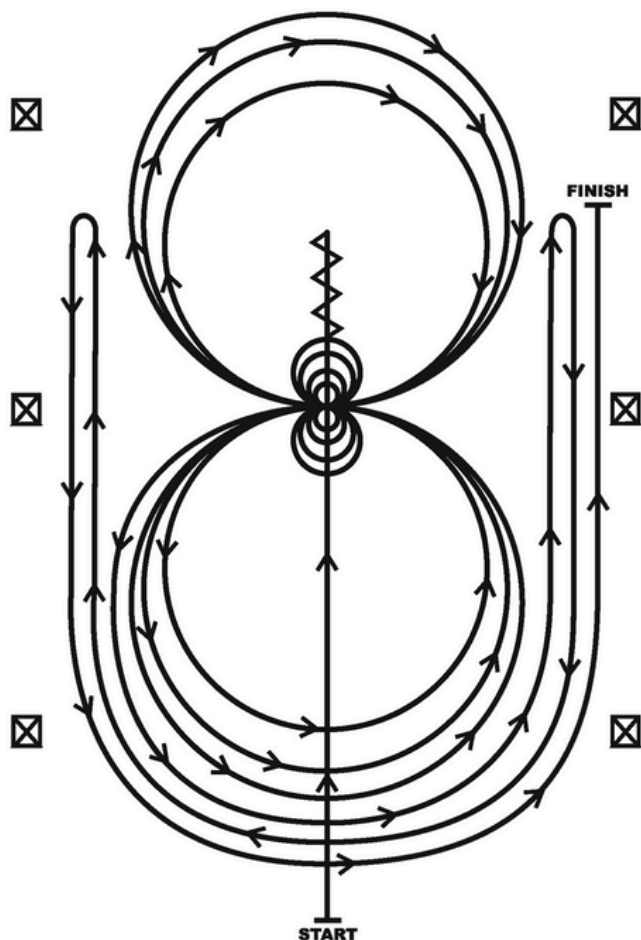
©2025 HorseShowPatterns.com. All Rights Reserved.

Wanted Ranch (WRC B, WR Hobby Series)

401S Reining WRC B (Otevrena senior)

Show Date: 04-26-2025

REINING PATTERN 12



1. Run past the center marker and do a sliding stop. Back up to the center of the arena or at least 10 feet (3 meters). Hesitate.
2. Complete four spins to the right. Hesitate.
3. Complete four and one-quarter spins to the left so that the horse is facing the left wall or fence. Hesitate.
4. Beginning on the left lead, complete three circles to the left: the first two circles large and fast; the third circle small and slow. Change leads at the center of the arena.
5. Complete three circles to the right: the first two circles large and fast; the third circle small and slow. Change leads at the center for the arena.
6. Begin a large circle to the left but do not close this circle. Run up the right side of the arena past the center marker and do a right rollback at least 20 feet (6 meters) from the wall or fence-no hesitation.
7. Continue back around previous circle but do not close this circle. Run up the left side of the arena and past the center marker and do a left rollback at least 20 feet (6 meters) from the wall or fence-no hesitation.
8. Continue back around previous circle but do not close this circle. Run up the right side of the arena past the center marker and do a sliding stop at least 20 feet (6 meters) from the wall or fence. Hesitate to demonstrate completion of pattern.

[R/AQHAP-12]

Pattern Provided by:

Jitka Kynclova

©2025 HorseShowPatterns.com. All Rights Reserved.